



# SRI KPR INDUSTRIES LIMITED

(Formerly Known as BHAGYANAGAR WOOD PLAST LIMITED)  
5th Floor, KPR House, Near Anand Theatre, Sardar Patel Road,  
Secunderabad - 500 003. (A.P.) INDIA.  
Phones : 91-40-27847121, 27819868 Fax : 91-40-27892076  
e-mail : bwpl9@yahoo.com / kprl9@yahoo.com

Ref: BWPL/SD/BSE/5/V-IV/103

Date:19-01-2013

To

The Mumbai Stock Exchange Ltd.,  
25 Floor, Phiroze Jeejeebhoy Towers,  
Dalal Street,  
MUMBAI – 400 001.

Dear Sir,

Sub: Submission of Distribution Schedule under clause 35 of the listing agreement – Reg.

Ref: Our Company Code: 514442.


\* \* \*

With reference to the above subject and in compliance of Clause 35 of the listing agreement by the company, we are submitting herewith Distribution Schedule for the quarter ending 31<sup>st</sup> December' 2012.

Kindly acknowledge the receipt of the same.

Thanking You,

Yours faithfully,  
For Sri KPR Industries Ltd.,


  
N. Kishan Reddy  
Managing Director.

Encl: as above

(1)(a) STATEMENT SHOWING SHAREHOLDING PATTERN IN CLAUSE-35

NAME OF THE COMPANY: SRI KPR INDUSTRIES LIMITED		Name of the Scrip:	
SCRIP CODE:	514442		
Class of Security:			
QUARTER ENDED:	31/12/2012		
	No. of partly paid-up shares	As a % of total no. of partly paid-up shares	As a % of total no. of shares of the Company.
Partly paid-up shares			
Held by promoter/promoter group	0	0	0
Held by Public	0	0	0
<b>Total:</b>	<b>0</b>	<b>0</b>	<b>0</b>
	No. of outstanding securities	As a % of total no. of outstanding convertible securities.	As a % of total no. of shares of the Company assuming full conversion of the convertible securities
Outstanding convertible securities:			
Held by promoter/promoter group	0	0	0
Held by Public	0	0	0
<b>Total:</b>	<b>0</b>	<b>0</b>	<b>0</b>
	No. of warrants	As a % of total no. of warrants	As a % of total no. of shares of the Company, assuming full conversion of warrants
Warrants:			
Held by promoter/promoter group	0	0	0
Held by Public	0	0	0
<b>Total:</b>	<b>0</b>	<b>0</b>	<b>0</b>
<b>Total paid-up capital of the Company, assuming full conversion of warrants and convertible securities</b>	<b>5653300</b>	<b>0</b>	<b>100.00</b>

For SRI KPR INDUSTRIES LTD.

  
N. Krishan Reddy  
Managing Director



CATEGORY CODE	CATEGORY OF SHAREHOLDER	NO OF SHAREHOLDERS (III)	TOTAL NUMBER OF SHARES (IV)	NO OF SHARES HELD IN DEMATERIALIZED FORM (V)	TOTAL SHAREHOLDING AS A % OF TOTAL NO OF SHARES			SHARES PLEDGE OR OTHERWISE ENCUMBERED
					AS a PERCENTAGE of (A+B) (VI)	As a PERCENTAGE of (A+B+C) (VII)	NUMBER OF SHARES (VIII)	
(i)	(II)							
h)	Qualified Foreign Investor	0	0	0	0.00	0.00		
i)	Others	0	0	0	0.00	0.00		
	<b>Sub-Total B(1) :</b>	<b>4</b>	<b>108600</b>	<b>200</b>	<b>1.92</b>	<b>1.92</b>		
2)	NON-INSTITUTIONS							
a)	Bodies Corporate	77	474708	427407	8.40	8.40		
b)	Individuals							
	(i) Individuals holding nominal share capital upto Rs.1 lakh	5603	1644195	825989	29.08	29.08		
	(ii) Individuals holding nominal share capital in excess of Rs.1 lakh	22	517284	442964	9.15	9.15		
c)	Others							
	NON RESIDENT INDIANS	13	11525	11525	0.20	0.20		
	CLEARING MEMBERS	3	164	164	0.00	0.00		
d)	Qualified Foreign Investor	0	0	0	0.00	0.00		
	Sub-Total B(2) :	5718	2647876	1708049	46.84	46.84		
	Total B=B(1)+B(2) :	5722	2756476	1708249	48.76	48.76		
	Total (A+B) :	5746	5653300	4579035	100.00	100.00		
C)	Shares held by custodians, against which Depository Receipts have been issued							
1)	Promoter and Promoter Group	0	0	0	0.00	0.00		
2)	Public							
	<b>GRAND TOTAL (A+B+C) :</b>	<b>5746</b>	<b>5653300</b>	<b>4579035</b>	<b>100.00</b>	<b>0.00</b>	<b>0</b>	<b>0.00</b>

For SRI KPR INDUSTRIES LTD.


*N. Krishan Reddy*  
N. Krishan Reddy

I)(b) Statement showing holding of securities (including shares, warrants, convertible securities) of persons belonging to the category "Promoter and Promoter Group"

Sr.No	Name of the Shareholder	Details of Shares held		Encumbered shares (*)			Details of Warrants			Details of convertible securities			Total Shares (including underlying shares assuming full conversion of warrants and convertible securities) as a % of diluted share capital
		No. of Shares held (III)	As a % of grand total (A)+(B)+(C) (IV)	Pledge Shares (V)	AS a percentage (VI)=(V)/(III)*100	AS a % of grand total (A) + (B) + (C) of sub-clause (I)(a) (VII)	Number of warrants held (VIII)	As a % total number of warrants of the same class (IX)	Number of convertible securities held (X)	As a % total number of convertible securities of the same class (XI)	(XII)		
1	KISHAN REDDY NALLA	593598	10.50	0	0.00	0.00	0	0.00	0	0.00	0	0.00	10.50
2	VINEEL REDDY NALLA	544754	9.64	0	0.00	0.00	0	0.00	0	0.00	0	0.00	9.64
3	VIJAYA NALLA	380493	6.73	0	0.00	0.00	0	0.00	0	0.00	0	0.00	6.73
4	VINITHA NALLA	347355	6.14	0	0.00	0.00	0	0.00	0	0.00	0	0.00	6.14
5	N SRINATH REDDY	183622	3.25	0	0.00	0.00	0	0.00	0	0.00	0	0.00	3.25
6	GADDAM HEMANTH REDDY	125100	2.21	0	0.00	0.00	0	0.00	0	0.00	0	0.00	2.21
7	A SRINIVAS REDDY	105856	1.87	0	0.00	0.00	0	0.00	0	0.00	0	0.00	1.87
8	GADDAM MADHUMATHI	90056	1.59	0	0.00	0.00	0	0.00	0	0.00	0	0.00	1.59
9	ANDE PRATHAP REDDY	88710	1.57	0	0.00	0.00	0	0.00	0	0.00	0	0.00	1.57
10	GADDAM RAJA REDDY	83310	1.47	0	0.00	0.00	0	0.00	0	0.00	0	0.00	1.47
11	A SHAKUNTHALA DEVI	72266	1.28	0	0.00	0.00	0	0.00	0	0.00	0	0.00	1.28
12	NOMULA SARITA	67336	1.19	0	0.00	0.00	0	0.00	0	0.00	0	0.00	1.19
13	G SUNITHA	67064	1.19	0	0.00	0.00	0	0.00	0	0.00	0	0.00	1.19
14	VINI SOFT (INDIA) PVT LTD	55600	0.98	0	0.00	0.00	0	0.00	0	0.00	0	0.00	0.98
		32200	0.59	0	0.00	0.00	0	0.00	0	0.00	0	0.00	0.59


16	HEMANTH REDDY GADDAM	22538	0.40	0	0.00	0	0.00	0	0.00	0	0.00	0.40
17	N RAJESHWAR REDDY	15000	0.27	0	0.00	0	0.00	0	0.00	0	0.00	0.27
18	VINEELA REDDY N	11300	0.20	0	0.00	0	0.00	0	0.00	0	0.00	0.20
19	G. HEMANTH REDDY	5492	0.10	0	0.00	0	0.00	0	0.00	0	0.00	0.10
20	MADHUMATHI GADDAM	3200	0.06	0	0.00	0	0.00	0	0.00	0	0.00	0.06
21	N RAJESHWAR REDDY	328	0.01	0	0.00	0	0.00	0	0.00	0	0.00	0.01
22	N DEEPTI	246	0.00	0	0.00	0	0.00	0	0.00	0	0.00	0.00
23	SARITHA NOMULA	200	0.00	0	0.00	0	0.00	0	0.00	0	0.00	0.00
24	VINEEL REDDY NALLA	100	0.00	0	0.00	0	0.00	0	0.00	0	0.00	0.00
<b>TOTAL :</b>		<b>2896824</b>	<b>51.24</b>	<b>0</b>	<b>0.00</b>	<b>0</b>	<b>0.00</b>	<b>0</b>	<b>0.00</b>	<b>0</b>	<b>0.00</b>	<b>51.24</b>

For SRI KPR INDUSTRIES LTD.

  
N. Krishan Reddy  
Managing Director

Statement showing holding of securities (including shares, warrants, convertible securities) of persons belonging to the category "Public" and holding more than 1% of the total number of shares									
Sr.No.	Name of the shareholder	Number of shares held	Shares as a percentage of total number of shares {i.e., Grant total (A)+(B)+(C) indicated in Statement at para (I)(a) above}	Details of warrants		Details of convertible securities		Total shares (including underlying shares assuming full conversion of warrants and convertible securities) as a % of diluted share capital)	
				Number of warrants held	As a % total number of warrants of the same class	Number of convertible securities held	% w.r.t total number of convertible securities of the same class		
1	APR HOLDINGS INVESTMENTS PVT LIMITED	392800	6.95	0	0.00	0	0.00	6.95	
2	HOUSING & URBAN DEV. CORPN. LTD.	100000	1.77	0	0.00	0	0.00	1.77	
3	S SATHYA	90160	1.59	0	0.00	0	0.00	1.59	
4	BHOOPAL REDDY ALETI	61020	1.08	0	0.00	0	0.00	1.08	
	<b>TOTAL :</b>	<b>643980</b>	<b>11.39</b>	<b>0</b>	<b>0.00</b>	<b>0</b>	<b>0.00</b>	<b>11.39</b>	

For SRI KPR INDUSTRIES LTD.

  
N. Krishan Reddy  
Managing Director

Statement showing holding of securities (including shares, warrants, convertible securities) of persons (together with PAC) belonging to the category "Public" and holding more than 5% of the total number of shares of the company						
Sr.No.	Name(s) of the shareholder(s) and the Persons Acting in Concert (PAC) with them	Number of shares held	Shares as a percentage of total number of shares {i.e., Grant total (A)+(B)+(C) indicated in Statement at para (l)(a) above}	Details of warrants		Total shares (including underlying shares assuming full conversion of warrants and convertible securities) as a % of diluted share capital)
				Number of warrants held	As a % total number of warrants of the same class	
1	APR HOLDINGS INVESTMENTS PVT LIMITED	392800	6.95	0	0.00	6.95
	<b>TOTAL :</b>	<b>392800</b>	<b>6.95</b>	<b>0</b>	<b>0.00</b>	<b>6.95</b>


For SRI KPR INDUSTRIES LTD.

N. Krishen Reddy  
Managing Director




STATEMENT SHOWING DETAILS OF LOCKED-IN SHARES"			
(I)(d)		Number of locked-in shares	Locked-in shares as a (%) percentage of total number of shares (i.e, Grand Total (A)+(B)+(C) Indicated in Statement at para (I)(a) above}
	Name of the shareholder		Promoter/Promoter Group/Public
	TOTAL :	0	0

For SRI KPR INDUSTRIES LTD.

  
N. Krishan Reddy  
Managing Director

STATEMENT SHOWING DETAILS OF DEPOSITORY RECEIPTS (DRs)			
(ii)(a)			
	Number of outstanding DRs	Number of shares underlying outstanding DRs	Shares underlying outstanding DRs as a percentage of total number of shares (i.e., Grand Total (A)+(B)+(C) indicated in Statement at Para(I)(a) above}
Sr.No.	Type of outstanding DR (ADRs, GDRs, SDRs, etc.)		
		0	0
TOTAL :			0

For SRI KPR INDUSTRIES LTD.

  
 N. Krishan Reddy  
 Managing Director

Statement showing Holding of Depository Receipts (DRs), where underlying shares held by "Promoter/Promoter group" are in excess of 1% of the total number shares.				
(II)(b)		Type of outstanding DR (ADRs, GDRs, SDRs, etc.)	Number of shares underlying outstanding DRs	Shares underlying outstanding DRs as a percentage of total number of shares {i.e., Grand Total (A)+(B)+(C) indicated in Statement at para(I)(a) above}
Sr.No.	Name of the DR Holder			
TOTAL :			0	0

For SRI KPR INDUSTRIES LTD.

  
 N. Krishan Reddy  
 Managing Director