

(1)(a) STATEMENT SHOWING SHAREHOLDING PATTERN IN CLAUSE-35			
NAME OF THE COMPANY: SRI KPR INDUSTRIES LIMITED			
SCRIP CODE:	514442	Name of the Scrip:	
Class of Security:			
QUARTER ENDED:	31/12/2013		
		As a % of total no. of partly paid-up shares	As a % of total no. of shares of the Company.
Partly paid-up shares	No. of partly paid-up shares		
Held by promoter/promoter group	0	0	0
Held by Public	0	0	0
<b>Total:</b>	<b>0</b>	<b>0</b>	<b>0</b>
		As a % of total no. of outstanding convertible securities.	As a % of total no. of shares of the Company assuming full conversion of the convertible securities
Outstanding convertible securities:	No. of outstanding securities		
Held by promoter/promoter group	0	0	0
Held by Public	0	0	0
<b>Total:</b>	<b>0</b>	<b>0</b>	<b>0</b>
		As a % of total no. of warrants	As a % of total no. of shares of the Company, assuming full conversion of warrants
Warrants:	No. of warrants		
Held by promoter/promoter group	0	0	0
Held by Public	0	0	0
<b>Total:</b>	<b>0</b>	<b>0</b>	<b>0</b>
Total paid-up capital of the Company, assuming full conversion of warrants and convertible securities	20145695	0	100.00

FOR SRI KPR INDUSTRIES LTD.

*Kishan Reddy*  
 K. Kishan Reddy  
 Managing Director

CATEGORY CODE	CATEGORY OF SHAREHOLDER (I)	NO OF SHARE HOLDERS (III)	TOTAL NUMBER OF SHARES (IV)	NO OF SHARES HELD IN DEMATERIALIZED FORM (V)	TOTAL SHAREHOLDING AS A % OF TOTAL NO OF SHARES		SHARES PLEDGED OR OTHERWISE ENCUMBERED		
					AS a PERCENTAGE of (A+B) (VI)	As a PERCENTAGE of (A+B+C) (VII)	NUMBER OF SHARES (VIII)	AS a PERCENTAGE (IX)=(VIII)/(IV)*100	
(A)	PROMOTER AND PROMOTER GROUP								
(1)	INDIAN								
(a)	Individual/HUF	23	12298616	12272578	61.05	61.05	0	0.00	0.00
(b)	Central Government/State Government(s)	0	0	0	0.00	0.00	0	0.00	0.00
(c)	Bodies Corporate	1	1105600	1105600	5.49	5.49	0	0.00	0.00
(d)	Financial Institutions / Banks	0	0	0	0.00	0.00	0	0.00	0.00
(e)	Others	0	0	0	0.00	0.00	0	0.00	0.00
	<b>Sub-Total A(1) :</b>	<b>24</b>	<b>13404216</b>	<b>13378178</b>	<b>66.54</b>	<b>66.54</b>	<b>0</b>	<b>0.00</b>	<b>0.00</b>
(2)	FOREIGN								
(a)	Individuals (NRIs/Foreign Individuals)	0	0	0	0.00	0.00	0	0.00	0.00
(b)	Bodies Corporate	0	0	0	0.00	0.00	0	0.00	0.00
(c)	Institutions	0	0	0	0.00	0.00	0	0.00	0.00
(d)	Qualified Foreign Investor	0	0	0	0.00	0.00	0	0.00	0.00
(e)	Others	0	0	0	0.00	0.00	0	0.00	0.00
	<b>Sub-Total A(2) :</b>	<b>0</b>	<b>0</b>	<b>0</b>	<b>0.00</b>	<b>0.00</b>	<b>0</b>	<b>0.00</b>	<b>0.00</b>
	<b>Total A=A(1)+A(2)</b>	<b>24</b>	<b>13404216</b>	<b>13378178</b>	<b>66.54</b>	<b>66.54</b>	<b>0</b>	<b>0.00</b>	<b>0.00</b>
(B)	PUBLIC SHAREHOLDING								
(1)	INSTITUTIONS								
(a)	Mutual Funds /UTI	2	8400	0	0.04	0.04	0	0.00	0.00
(b)	Financial Institutions /Banks	1	200	200	0.00	0.00	0	0.00	0.00
(c)	Central Government / State Government(s)	0	0	0	0.00	0.00	0	0.00	0.00
(d)	Venture Capital Funds	0	0	0	0.00	0.00	0	0.00	0.00
(e)	Insurance Companies	0	0	0	0.00	0.00	0	0.00	0.00

SRM INDUSTRIES LTD.

*[Signature]*

H. Kishan Reddy  
Managing Director



CATEGORY CODE	CATEGORY OF SHAREHOLDER	NO OF SHARE HOLDERS	TOTAL NUMBER OF SHARES	NO OF SHARES HELD IN DEMATERIALIZED FORM	TOTAL SHAREHOLDING AS A % OF TOTAL NO OF SHARES		SHARES PLEDGE OR OTHERWISE ENCUMBERED	
					AS a PERCENTAGE of (A+B)	As a PERCENTAGE of (A+B+C)	NUMBER OF SHARES	AS a PERCENTAGE
(I)	(II)	(III)	(IV)	(V)	(VI)	(VII)	(VIII)	(IX)=(VIII)/(IV)*100
(f)	Foreign Institutional Investors	1	100000	0	0.50	0.50		
(g)	Foreign Venture Capital Investors	0	0	0	0.00	0.00		
(h)	Qualified Foreign Investor	0	0	0	0.00	0.00		
(i)	Others	0	0	0	0.00	0.00		
	<b>Sub-Total B(1) :</b>	<b>4</b>	<b>108600</b>	<b>200</b>	<b>0.54</b>	<b>0.54</b>		
(2)	NON-INSTITUTIONS							
(a)	Bodies Corporate	75	470843	423442	2.34	2.34		
(b)	Individuals							
	(i) Individuals holding nominal share capital upto Rs.1 lakh	5600	1635964	822558	8.12	8.12		
	(ii) Individuals holding nominal share capital in excess of Rs.1 lakh	35	4514422	1491352	22.41	22.41		
(c)	Others							
	NON RESIDENT INDIANS	13	11525	11525	0.06	0.06		
	CLEARING MEMBERS	1	125	125	0.00	0.00		
(d)	Qualified Foreign Investor	0	0	0	0.00	0.00		
	<b>Sub-Total B(2) :</b>	<b>5724</b>	<b>6632879</b>	<b>2749002</b>	<b>32.92</b>	<b>32.92</b>		
	<b>Total B=B(1)+B(2) :</b>	<b>5728</b>	<b>6741479</b>	<b>2749202</b>	<b>33.46</b>	<b>33.46</b>		
	<b>Total (A+B) :</b>	<b>5752</b>	<b>20145695</b>	<b>16127380</b>	<b>100.00</b>	<b>100.00</b>		
(C)	Shares held by custodians, against which Depository Receipts have been issued							
(1)	Promoter and Promoter Group							
(2)	Public	0	0	0	0.00	0.00		

FOR BIS KPI INDUSTRIES LTD.

*Handwritten Signature*  
M. Kishan Reddy  
Managing Director

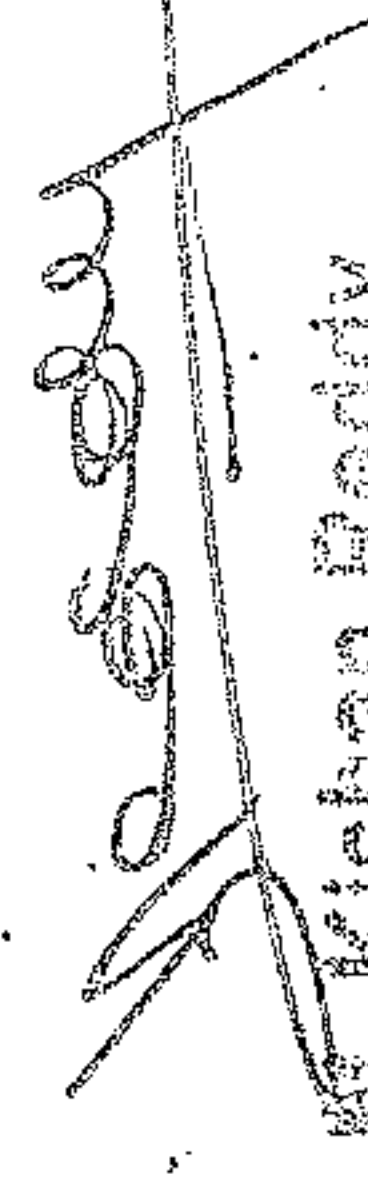
CATEGO RY CODE	CATEGORY OF SHAREHOLDER	NO OF SHARE HOLDERS	TOTAL NUMBER OF SHARES	NO OF SHARES HELD IN DEMATERIALIZED FORM	TOTAL SHAREHOLDING AS A % OF TOTAL NO OF SHARES		SHARES PLEDGE OR OTHERWISE ENCUMBERED	
					AS a PERCENTAGE of (A+B)	As a PERCENTAGE of (A+B+C)	NUMBER OF SHARES	AS a PERCENTAGE
(I)	(II)	(III)	(IV)	(V)	(VI)	(VII)	(VIII)	(IX)=(VIII)/(IV)*100
	GRAND TOTAL (A+B+C) :	5752	20145695	16127380	100.00	0.00	0	0.00

For SRI KPR INDUSTRIES LTD.

  
N. Kishan Reddy  
Managing Director

Statement showing holding of securities (including shares, warrants, convertible securities) of persons belonging to the category "Promoter and Promoter Group"													
Sr.No	Name of the Shareholder	Details of Shares held			Encumbered shares (*)			Details of Warrants			Details of convertible securities		Total Shares (including underlying shares assuming full conversion of warrants and convertible securities) as a % of diluted share capital
		No. of Shares held (III)	As a % of grand total (A)+(B)+(C) (IV)	Pledge Shares (V)	AS a percentage (VI)=(V)/(III) (VII)	AS a % of grand total (A) + (B) + (C) of sub-clause (I)(a) (VIII)	Number of warrants held (VIII)	As a % total number of warrants of the same class (IX)	Number of convertible securities held (X)	number of convertible securities of the same class (XI)	(XII)		
1	KISHAN REDDY NALLA	1942605	9.64	0	0.00	0.00	0.00	0	0.00	0	0.00	9.64	
2	VINEEL REDDY NALLA	1891454	9.39	0	0.00	0.00	0.00	0	0.00	0	0.00	9.39	
3	VIJAYA NALLA	1726110	8.57	0	0.00	0.00	0.00	0	0.00	0	0.00	8.57	
4	VINITHA NALLA	1690852	8.39	0	0.00	0.00	0.00	0	0.00	0	0.00	8.39	
5	GADDAM RAJA REDDY	1483310	7.36	0	0.00	0.00	0.00	0	0.00	0	0.00	7.36	
6	VINI SOFT (INDIA) PVT LTD	1105600	5.49	0	0.00	0.00	0.00	0	0.00	0	0.00	5.49	
7	N SRINATH REDDY	1058622	5.25	0	0.00	0.00	0.00	0	0.00	0	0.00	5.25	
8	VINEELA REDDY N	711300	3.53	0	0.00	0.00	0.00	0	0.00	0	0.00	3.53	
9	G SUNITHA	682763	3.39	0	0.00	0.00	0.00	0	0.00	0	0.00	3.39	
10	NOMULA SARITA	319667	1.59	0	0.00	0.00	0.00	0	0.00	0	0.00	1.59	
11	NOMULA DEEPTI	224341	1.11	0	0.00	0.00	0.00	0	0.00	0	0.00	1.11	
12	GADDAM HEMANTH REDDY	125100	0.62	0	0.00	0.00	0.00	0	0.00	0	0.00	0.62	
13	A SRINIVAS REDDY	105856	0.53	0	0.00	0.00	0.00	0	0.00	0	0.00	0.53	
14	GADDAM MADHUMATHI	90056	0.45	0	0.00	0.00	0.00	0	0.00	0	0.00	0.45	
15	ANDE PRATHAP REDDY	88710	0.44	0	0.00	0.00	0.00	0	0.00	0	0.00	0.44	

FOR SRI KPR INDUSTRIES LTD.

  
K. Kishan Reddy  
Managing Director




16	A SHAKUNTHALA DEVI	72266	0.36	0	0.00	0	0.00	0	0.00	0	0.00	0.36
17	N RAJESHWAR REDDY	53500	0.27	0	0.00	0	0.00	0	0.00	0	0.00	0.27
18	HEMANTH REDDY GADDAM	22538	0.11	0	0.00	0	0.00	0	0.00	0	0.00	0.11
19	G. HEMANTH REDDY	5492	0.03	0	0.00	0	0.00	0	0.00	0	0.00	0.03
20	MADHUMATHI GADDAM	3200	0.02	0	0.00	0	0.00	0	0.00	0	0.00	0.02
21	N RAJESHWAR REDDY	328	0.00	0	0.00	0	0.00	0	0.00	0	0.00	0.00
22	N DEEPTI	246	0.00	0	0.00	0	0.00	0	0.00	0	0.00	0.00
23	SARITHA NOMULA	200	0.00	0	0.00	0	0.00	0	0.00	0	0.00	0.00
24	VINEEL REDDY NALLA	100	0.00	0	0.00	0	0.00	0	0.00	0	0.00	0.00
	<b>TOTAL :</b>	<b>13404216</b>	<b>66.54</b>	<b>0</b>	<b>0.00</b>	<b>0</b>	<b>0.00</b>	<b>0</b>	<b>0.00</b>	<b>0</b>	<b>0.00</b>	<b>66.54</b>

FOR SRI KVR INDUSTRIES LTD.

*N. Kishan Reddy*  
N. Kishan Reddy  
Managing Director


Statement showing holding of securities (including shares, warrants, convertible securities) of persons belonging to the category "Public" and holding more than 1% of the (i)(c)(i) total number of shares							
Sr.No.	Name of the shareholder	Number of shares held	Shares as a percentage of total number of shares (i.e., Grant total (A)+(B)+(C) indicated in Statement at para (i)(a) above}	Details of warrants		Total shares (including underlying shares assuming full conversion of warrants and convertible securities) as a % of diluted share capital)	
				Number of warrants held	As a % total number of warrants the same class		
				Number of convertible securities held	% w.r.t total number of convertible securities of the same class		
1	ANIL REDDY	673750	3.34	0	0.00	3.34	
2	BHOOPAL REDDY ALETI	633620	3.15	0	0.00	3.15	
3	A NAVEEN CHANDRA REDDY	603750	3.00	0	0.00	3.00	
4	GADDAM SUSHILA RAJA REDDY FOUNDATION	525000	2.61	0	0.00	2.61	
5	PRAVEEN REDDY	467250	2.32	0	0.00	2.32	
6	APR HOLDINGS INVESTMENTS PVT LIMITED	392800	1.95	0	0.00	1.95	
<b>TOTAL :</b>				<b>3296170</b>	<b>0</b>	<b>0.00</b>	<b>16.36</b>

FOR SRI KPR INDUSTRIES LTD.

  
N. Kishan Reddy  
Managing Director

(I)(c)(ii) Statement showing holding of securities (including shares, warrants, convertible securities) of persons (together with PAC) belonging to the category "Public" and holding more than 5% of the total number of shares of the company								
Sr.No.	Name(s) of the shareholder(s) and the Persons Acting in Concert (PAC) with them	Number of shares held	Shares as a percentage of total number of shares {i.e., Grant total (A)+(B)+(C) indicated in Statement at para (I)(a) above}	Details of warrants		Details of convertible securities		Total shares (including underlying shares assuming full conversion of warrants and convertible securities) as a % of diluted share capital)
				Number of warrants held	As a % total number of warrants of the same class	Number of convertible securities held	% w.r.t total number of convertible securities of the same class	
	TOTAL :	0	0	0	0	0	0	0


For SRI KPR INDUSTRIES LTD.

  
N. Kishan Reddy -  
Managing Director



(I)(d) STATEMENT SHOWING DETAILS OF LOCKED-IN SHARES"				
Sr.No.	Name of the shareholder	Number of locked-in shares.	Locked-in shares as a (%) percentage of total number of shares {i.e, Grand Total (A)+(B)+(C) Indicated in Statement at para (I)(a) above}	Promoter/Promoter Group/Public
1	GADDAM RAJA REDDY	603075	2.99	PROMOTER/PROMOTER GROUP
2	KISHAN REDDY NALLA	603074	2.99	PROMOTER/PROMOTER GROUP
3	G SUNITHA	329373	1.63	PROMOTER/PROMOTER GROUP
4	VINITHA NALLA	329373	1.63	PROMOTER/PROMOTER GROUP
5	N SRINATH REDDY	329373	1.63	PROMOTER/PROMOTER GROUP
6	VINI SOFT (INDIA) PVT LTD	329372	1.63	PROMOTER/PROMOTER GROUP
7	VINEELA REDDY N	329372	1.63	PROMOTER/PROMOTER GROUP
8	VIJAYA NALLA	329372	1.63	PROMOTER/PROMOTER GROUP
9	VINEEL REDDY NALLA	329372	1.63	PROMOTER/PROMOTER GROUP
10	NOMULA SARITA	63583	0.32	PROMOTER/PROMOTER GROUP
11	NOMULA DEEPTI	47760	0.24	PROMOTER/PROMOTER GROUP
	<b>TOTAL :</b>	<b>3623099</b>	<b>17.98</b>	

For SRI KPR INDUSTRIES LTD

  
**N. Kishan Reddy**  
 Managing Director

(II)(a) STATEMENT SHOWING DETAILS OF DEPOSITORY RECEIPTS (DRS)				
Sr.No.	Type of outstanding DR (ADRs,GDRs,SDRs,etc.)	Number of outstanding DRs	Number of shares underlying outstanding DRs	Shares underlying outstanding DRs as a percentage of total number of shares {i.e., Grand Total (A)+(B)+(C) indicated in Statement at Para(I)(a) above}
	<b>TOTAL :</b>	0	0	0

FOR SRI KPR INDUSTRIES LTD.

  
 N. Kishan Reddy  
 Managing Director

(II)(b) Statement showing Holding of Depository Receipts (DRs), where underlying shares held by "Promoter/Promoter group" are in excess of 1% of the total number shares.				
Sr.No.	Name of the DR Holder	Type of outstanding DR (ADRs,GDRs,SDRs,etc.)	Number of shares underlying outstanding DRs	Shares underlying outstanding DRs as a percentage of total number of shares {i.e., Grand Total (A)+(B)+(C) indicated in Statement at para(I)(a) above}
	<b>TOTAL :</b>		0	0

For SRI KPR INDUSTRIES LTD.

  
N. Kishan Reddy  
Managing Director