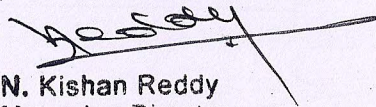



(1)(a) STATEMENT SHOWING SHAREHOLDING PATTERN IN CLAUSE-35			
NAME OF THE COMPANY: SRI KPR INDUSTRIES LIMITED			
SCRIP CODE:	514442	Name of the Scrip:	
Class of Security:			
QUARTER ENDED:	30/06/2015		
Partly paid-up shares	No. of partly paid-up shares	As a % of total no. of partly paid-up shares	As a % of total no. of shares of the Company.
Held by promoter/promoter group	0	0	0
Held by Public	0	0	0
Total:	0	0	0
Outstanding convertible securities:	No. of outstanding securities	As a % of total no. of outstanding convertible securities.	As a % of total no. of shares of the Company assuming full conversion of the convertible securities
Held by promoter/promoter group	0	0	0
Held by Public	0	0	0
Total:	0	0	0
Warrants:	No. of warrants	As a % of total no. of warrants	As a % of total no. of shares of the Company, assuming full conversion of warrants
Held by promoter/promoter group	0	0	0
Held by Public	0	0	0
Total:	0	0	0
Total paid-up capital of the Company, assuming full conversion of warrants and convertible securities	20145695	0	100.00

For SRI KPR INDUSTRIES LTD.


N. Kishan Reddy
 Managing Director

CATEGORY CODE	CATEGORY OF SHAREHOLDER	NO OF SHAREHOLDERS	TOTAL NUMBER OF SHARES	NO OF SHARES HELD IN DEMATERIALIZED FORM	TOTAL SHAREHOLDING AS A % OF TOTAL NO OF SHARES		SHARES PLEDGE OR OTHERWISE ENCUMBERED	
					AS a PERCENTAGE of (A+B)	As a PERCENTAGE of (A+B+C)	NUMBER OF SHARES	AS a PERCENTAGE
(I)	(II)	(III)	(IV)	(V)	(VI)	(VII)	(VIII)	(IX)=(VIII)/(IV)*100
(A)	PROMOTER AND PROMOTER GROUP							
(1)	INDIAN							
(a)	Individual /HUF	23	12309192	12283154	61.10	61.10	0	0.00
(b)	Central Government/State Government(s)	0	0	0	0.00	0.00	0	0.00
(c)	Bodies Corporate	1	1105600	1105600	5.49	5.49	0	0.00
(d)	Financial Institutions / Banks	0	0	0	0.00	0.00	0	0.00
(e)	Others	0	0	0	0.00	0.00	0	0.00
	Sub-Total A(1) :	24	13414792	13388754	66.59	66.59	0	0.00
(2)	FOREIGN							
(a)	Individuals (NRIs/Foreign Individuals)	0	0	0	0.00	0.00	0	0.00
(b)	Bodies Corporate	0	0	0	0.00	0.00	0	0.00
(c)	Institutions	0	0	0	0.00	0.00	0	0.00
(d)	Qualified Foreign Investor	0	0	0	0.00	0.00	0	0.00
(e)	Others	0	0	0	0.00	0.00	0	0.00
	Sub-Total A(2) :	0	0	0	0.00	0.00	0	0.00
	Total A=A(1)+A(2)	24	13414792	13388754	66.59	66.59	0	0.00
(B)	PUBLIC SHAREHOLDING							
(1)	INSTITUTIONS							
(a)	Mutual Funds /UTI	2	8400	0	0.04	0.04		
(b)	Financial Institutions /Banks	1	200	200	0.00	0.00		
(c)	Central Government / State Government(s)	0	0	0	0.00	0.00		
(d)	Venture Capital Funds	0	0	0	0.00	0.00		
(e)	Insurance Companies	0	0	0	0.00	0.00		
(f)	Foreign Institutional Investors	1	100000	0	0.50	0.50		
(g)	Foreign Venture Capital Investors	0	0	0	0.00	0.00		

For SRI KPR INDUSTRIES LTD.


N. Kishan Reddy
 Managing Director

CATEGORY CODE	CATEGORY OF SHAREHOLDER	NO OF SHAREHOLDERS	TOTAL NUMBER OF SHARES	NO OF SHARES HELD IN DEMATERIALIZED FORM	TOTAL SHAREHOLDING AS A % OF TOTAL NO OF SHARES		SHARES PLEDGE OR OTHERWISE ENCUMBERED	
					AS a PERCENTAGE of (A+B)	As a PERCENTAGE of (A+B+C)	NUMBER OF SHARES	AS a PERCENTAGE
(I)	(II)	(III)	(IV)	(V)	(VI)	(VII)	(VIII)	(IX)=(VIII)/(IV)*100
(h)	Qualified Foreign Investor	0	0	0	0.00	0.00		
(i)	Others	0	0	0	0.00	0.00		
	Sub-Total B(1) :	4	108600	200	0.54	0.54		
(2)	NON-INSTITUTIONS							
(a)	Bodies Corporate	76	477992	430591	2.37	2.37		
(b)	Individuals							
	(i) Individuals holding nominal share capital upto Rs.1 lakh	5639	1625498	821592	8.07	8.07		
	(ii) Individuals holding nominal share capital in excess of Rs.1 lakh	34	4506491	1640921	22.37	22.37		
(c)	Others							
	CLEARING MEMBERS	2	700	700	0.00	0.00		
	NON RESIDENT INDIANS	16	11622	11622	0.06	0.06		
(d)	Qualified Foreign Investor	0	0	0	0.00	0.00		
	Sub-Total B(2) :	5767	6622303	2905426	32.87	32.87		
	Total B=B(1)+B(2) :	5771	6730903	2905626	33.41	33.41		
	Total (A+B) :	5795	20145695	16294380	100.00	100.00		
(C)	Shares held by custodians, against which Depository Receipts have been issued							
(1)	Promoter and Promoter Group							
(2)	Public	0	0	0	0.00	0.00		
	GRAND TOTAL (A+B+C) :	5795	20145695	16294380	100.00	0.00	0	0.00

For SRI KPR INDUSTRIES LTD.

N. Kishan Reddy
N. Kishan Reddy
Managing Director


(I)(b) Statement showing holding of securities (including shares, warrants, convertible securities) of persons belonging to the category "Promoter and Promoter Group"											
Sr.No	Name of the Shareholder	Details of Shares held		Encumbered shares (*)			Details of Warrants		Details of convertible securities		Total Shares (including underlying shares assuming full conversion of warrants and convertible securities) as a % of diluted share capital
		No. of Shares held	As a % of grand total (A)+(B)+(C)	Pledge Shares	AS a percentage	AS a % of grand total (A) + (B) + (C) of sub-clause (I)(a)	Number of warrants held	As a % total number of warrants of the same class	Number of convertible securities held	As a % total number of convertible securities of the same class	
(I)	(II)	(III)	(IV)	(V)	(VI)=(V)/(III)*100	(VII)	(VIII)	(IX)	(X)	(XI)	(XII)
1	KISHAN REDDY NALLA	1945854	9.66	0	0.00	0.00	0	0.00	0	0.00	9.66
2	VINEEL REDDY NALLA	1892954	9.40	0	0.00	0.00	0	0.00	0	0.00	9.40
3	VIJAYA NALLA	1728485	8.58	0	0.00	0.00	0	0.00	0	0.00	8.58
4	VINITHA NALLA	1693812	8.41	0	0.00	0.00	0	0.00	0	0.00	8.41
5	GADDAM RAJA REDDY	1483802	7.37	0	0.00	0.00	0	0.00	0	0.00	7.37
6	NBOS TECHNOLOGIES PRIVATE LIMITED	1105600	5.49	0	0.00	0.00	0	0.00	0	0.00	5.49
7	N SRINATH REDDY	1058622	5.25	0	0.00	0.00	0	0.00	0	0.00	5.25
8	VINEELA REDDY N	711300	3.53	0	0.00	0.00	0	0.00	0	0.00	3.53
9	G SUNITHA	682763	3.39	0	0.00	0.00	0	0.00	0	0.00	3.39
10	NOMULA SARITA	319667	1.59	0	0.00	0.00	0	0.00	0	0.00	1.59
11	NOMULA DEEPTI	224341	1.11	0	0.00	0.00	0	0.00	0	0.00	1.11
12	GADDAM HEMANTH REDDY	125100	0.62	0	0.00	0.00	0	0.00	0	0.00	0.62
13	A SRINIVAS REDDY	105856	0.53	0	0.00	0.00	0	0.00	0	0.00	0.53
14	GADDAM MADHUMATHI	90056	0.45	0	0.00	0.00	0	0.00	0	0.00	0.45
15	ANDE PRATHAP REDDY	88710	0.44	0	0.00	0.00	0	0.00	0	0.00	0.44
16	A SHAKUNTHALA DEVI	72266	0.36	0	0.00	0.00	0	0.00	0	0.00	0.36

For SRI KPR INDUSTRIES LTD.

N. Kishan Reddy
N. Kishan Reddy
Managing Director

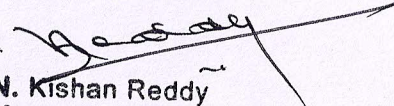
17	N RAJESHWAR REDDY	53500	0.27	0	0.00	0.00	0	0.00	0	0.00	0.27
18	HEMANTH REDDY GADDAM	22538	0.11	0	0.00	0.00	0	0.00	0	0.00	0.11
19	G. HEMANTH REDDY	5492	0.03	0	0.00	0.00	0	0.00	0	0.00	0.03
20	MADHUMATHI GADDAM	3200	0.02	0	0.00	0.00	0	0.00	0	0.00	0.02
21	N RAJESHWAR REDDY	328	0.00	0	0.00	0.00	0	0.00	0	0.00	0.00
22	N DEEPTI	246	0.00	0	0.00	0.00	0	0.00	0	0.00	0.00
23	SARITHA NOMULA	200	0.00	0	0.00	0.00	0	0.00	0	0.00	0.00
24	VINEEL REDDY NALLA	100	0.00	0	0.00	0.00	0	0.00	0	0.00	0.00
	TOTAL :	13414792	66.59	0	0.00	0.00	0	0.00	0	0.00	66.59

For SRI KPR INDUSTRIES LTD.


N. Kishan Reddy
 Managing Director


(I)(c)(i) Statement showing holding of securities (including shares, warrants, convertible securities) of persons belonging to the category "Public" and holding more than 1% of the total number of shares								
Sr.No.	Name of the shareholder	Number of shares held	Shares as a percentage of total number of shares {i.e., Grant total (A)+(B)+(C) indicated in Statement at para (I)(a) above}	Details of warrants		Details of convertible securities		Total shares (including underlying shares assuming full conversion of warrants and convertible securities) as a % of diluted share capital)
				Number of warrants held	As a % total number of warrants of the same class	Number of convertible securities held	% w.r.t total number of convertible securities of the same class	
1	ANIL REDDY	673750	3.34	0	0.00	0	0.00	3.34
2	BHOOPAL REDDY ALETI	633620	3.15	0	0.00	0	0.00	3.15
3	A NAVEEN CHANDRA REDDY	603750	3.00	0	0.00	0	0.00	3.00
4	GADDAM SUSHILA RAJA REDDY FOUNDATION	525000	2.61	0	0.00	0	0.00	2.61
5	PRAVEEN REDDY	467250	2.32	0	0.00	0	0.00	2.32
6	APR HOLDINGS INVESTMENTS PVT LIMITED	392800	1.95	0	0.00	0	0.00	1.95
TOTAL :		3296170	16.36	0	0.00	0	0.00	16.36

For SRI KPR INDUSTRIES LTD.


N. Kishan Reddy
Managing Director


(I)(c)(ii) Statement showing holding of securities (including shares, warrants, convertible securities) of persons (together with PAC) belonging to the category "Public" and holding more than 5% of the total number of shares of the company								
Sr.No.	Name(s) of the shareholder(s) and the Persons Acting in Concert (PAC) with them	Number of shares held	Shares as a percentage of total number of shares {i.e., Grant total (A)+(B)+(C) indicated in Statement at para (I)(a) above}	Details of warrants		Details of convertible securities		Total shares (including underlying shares assuming full conversion of warrants and convertible securities) as a % of diluted share capital)
				Number of warrants held	As a % total number of warrants of the same class	Number of convertible securities held	% w.r.t total number of convertible securities of the same class	
TOTAL :		0	0	0	0	0	0	0

For SRI KPR INDUSTRIES LTD.


N. Kishan Reddy
 Managing Director


(I)(d)		STATEMENT SHOWING DETAILS OF LOCKED-IN SHARES"		
Sr.No.	Name of the shareholder	Number of locked-in shares	Locked-in shares as a (%) percentage of total number of shares {i.e, Grand Total (A)+(B)+(C) Indicated in Statement at para (I)(a) above}	Promoter/Promoter Group/Public
1	GADDAM RAJA REDDY	603075	2.99	PROMOTER/PROMOTER GROUP
2	KISHAN REDDY NALLA	603074	2.99	PROMOTER/PROMOTER GROUP
3	G SUNITHA	329373	1.63	PROMOTER/PROMOTER GROUP
4	VINITHA NALLA	329373	1.63	PROMOTER/PROMOTER GROUP
5	N SRINATH REDDY	329373	1.63	PROMOTER/PROMOTER GROUP
6	NBOS TECHNOLOGIES PRIVATE LIMITED	329372	1.63	PROMOTER/PROMOTER GROUP
7	VINEELA REDDY N	329372	1.63	PROMOTER/PROMOTER GROUP
8	VIJAYA NALLA	329372	1.63	PROMOTER/PROMOTER GROUP
9	VINEEL REDDY NALLA	329372	1.63	PROMOTER/PROMOTER GROUP
10	NOMULA SARITA	63583	0.32	PROMOTER/PROMOTER GROUP
11	NOMULA DEEPTI	47760	0.24	PROMOTER/PROMOTER GROUP
	TOTAL :	3623099	17.98	

For SRI KPR INDUSTRIES LTD.


N. Kishan Reddy
 Managing Director

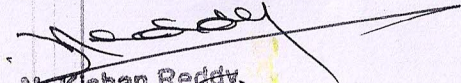
(II)(a) STATEMENT SHOWING DETAILS OF DEPOSITORY RECEIPTS (DRS)				
Sr.No.	Type of outstanding DR (ADRs,GDRs,SDRs,etc.)	Number of outstanding DRs	Number of shares underlying outstanding DRs	Shares underlying outstanding DRs as a percentage of total number of shares {i.e., Grand Total (A)+(B)+(C) indicated in Statement at Para(I)(a) above}
	TOTAL :	0	0	0

For SRI KPR INDUSTRIES LTD.


N. Kishan Reddy
 Managing Director

(II)(b) Statement showing Holding of Depository Receipts (DRs), where underlying shares held by "Promoter/Promoter group" are in excess of 1% of the total number shares.				
Sr.No.	Name of the DR Holder	Type of outstanding DR (ADRs,GDRs,SDRs, etc.)	Number of shares underlying outstanding DRs	Shares underlying outstanding DRs as a percentage of total number of shares {i.e., Grand Total (A)+(B)+(C) indicated in Statement at para(I)(a) above}
			0	0
TOTAL :			0	0

For SRI KPR INDUSTRIES LTD.


N. Kishan Reddy,
Managing Director