



SRI KPR INDUSTRIES LIMITED

(Formerly Known as BHAGYANAGARWOOD PLAST LIMITED)
5th Floor, KPR House, Near Anand Theatre, Sardar Patel Road,
Secunderabad - 500 003. (A.P.) INDIA.

Phones : 91-40-27847121, 27819868 Fax : 91-40-27892076
e-mail : bwpl9@yahoo.com / kprl9@yahoo.com

Ref: BWPL/SD/BSE/5/V-IV/109

Date: 16-04-2013

To

The Mumbai Stock Exchange Ltd.,
25 Floor, Phiroze Jeejeebhoy Towers,
Dalal Street,
MUMBAI - 400 001.

Dear Sir,

Sub: Submission of Distribution Schedule under clause 35 of the listing agreement - Reg.

Ref: Our Company Code: 514442.


* * *

With reference to the above subject and in compliance of Clause 35 of the listing agreement by the company, we are submitting herewith Distribution Schedule for the quarter ending 31st March' 2013.

Kindly acknowledge the receipt of the same.

Thanking You,

Yours faithfully,
For Sri KPR Industries Ltd.,


N. Kishan Reddy
Managing Director.

Encl: as above

(1)(a) STATEMENT SHOWING SHAREHOLDING PATTERN IN CLAUSE-35

NAME OF THE COMPANY : SRI KPR INDUSTRIES LIMITED

		Name of the Scrip:	
SCRIP CODE:	514442		
Class of Security:			
QUARTER ENDED:	31/03/2013		
	No. of partly paid-up shares	As a % of total no. of partly paid-up shares	As a % of total no. of shares of the Company.
Partly paid-up shares	0	0	0
Held by promoter/promoter group	0	0	0
Held by Public	0	0	0
Total:			
			As a % of total no. of shares of the Company assuming full conversion of the convertible securities
Outstanding convertible securities:	No. of outstanding securities	As a % of total no. of outstanding convertible securities.	
Held by promoter/promoter group	0	0	0
Held by Public	0	0	0
Total:	0	0	0
			As a % of total no. of shares of the Company, assuming full conversion of warrants
Warrants:	No. of warrants	As a % of total no. of warrants	
Held by promoter/promoter group	0	0	0
Held by Public	0	0	0
Total:	0	0	0
Total paid-up capital of the Company, assuming full conversion of warrants and convertible securities	5653300	0	100.00

FOR SRI KPR INDUSTRIES LTD.

N. Krishan Reddy
Managing Director

CATEGORY CODE	CATEGORY OF SHAREHOLDER	NO OF SHARE HOLDERS	TOTAL NUMBER OF SHARES	NO OF SHARES HELD IN DEMATERIALIZED FORM	TOTAL SHAREHOLDING AS A % OF TOTAL NO OF SHARES		SHARES PLEDGE OR OTHERWISE ENCUMBERED	
					As a PERCENTAGE of (A+B)	As a PERCENTAGE of (A+B+C)	NUMBER OF SHARES	AS a PERCENTAGE (IX)=(VIII)/(IV)*10
(i)	(ii)	(iii)	(iv)	(v)	(vi)	(vii)	(viii)	0
(A)	PROMOTER AND PROMOTER GROUP							
(1)	INDIAN	23	2849491	2823453	50.40	50.40	0	0.00
(a)	Individual/HUF	0	0	0	0.00	0.00	0	0.00
(b)	Central Government/State Government(s)	1	55600	55600	0.98	0.98	0	0.00
(c)	Bodies Corporate	0	0	0	0.00	0.00	0	0.00
(d)	Financial Institutions / Banks	0	0	0	0.00	0.00	0	0.00
(e)	Others	0	0	0	0.00	0.00	0	0.00
	Sub-Total A(1) :	24	2905091	2879053	51.39	51.39	0	0.00
(2)	FOREIGN							
(a)	Individuals (Citizens/Foreign Individuals)	0	0	0	0.00	0.00	0	0.00
(b)	Bodies Corporate	0	0	0	0.00	0.00	0	0.00
(c)	Institutions	0	0	0	0.00	0.00	0	0.00
(d)	Qualified Foreign Investor	0	0	0	0.00	0.00	0	0.00
(e)	Others	0	0	0	0.00	0.00	0	0.00
	Sub-Total A(2) :	0	0	0	0.00	0.00	0	0.00
	Total A=A(1)+A(2)	24	2905091	2879053	51.39	51.39	0	0.00
(B)	PUBLIC SHAREHOLDING							
(1)	INSTITUTIONS							
(a)	Mutual Funds /UTI	2	8400	0	0.15	0.15	0	0.00
(b)	Financial Institutions /Banks	1	200	200	0.00	0.00	0	0.00
	Total B=B(1)+B(2)	3	8600	200	0.15	0.15	0	0.00
	Total C=C(1)+C(2)	27	2913691	2881253	51.54	51.54	0	0.00
	Total D=D(1)+D(2)	27	2913691	2881253	51.54	51.54	0	0.00
	Total E=E(1)+E(2)	27	2913691	2881253	51.54	51.54	0	0.00
	Total F=F(1)+F(2)	27	2913691	2881253	51.54	51.54	0	0.00
	Total G=G(1)+G(2)	27	2913691	2881253	51.54	51.54	0	0.00
	Total H=H(1)+H(2)	27	2913691	2881253	51.54	51.54	0	0.00
	Total I=I(1)+I(2)	27	2913691	2881253	51.54	51.54	0	0.00
	Total J=J(1)+J(2)	27	2913691	2881253	51.54	51.54	0	0.00
	Total K=K(1)+K(2)	27	2913691	2881253	51.54	51.54	0	0.00
	Total L=L(1)+L(2)	27	2913691	2881253	51.54	51.54	0	0.00
	Total M=M(1)+M(2)	27	2913691	2881253	51.54	51.54	0	0.00
	Total N=N(1)+N(2)	27	2913691	2881253	51.54	51.54	0	0.00
	Total O=O(1)+O(2)	27	2913691	2881253	51.54	51.54	0	0.00
	Total P=P(1)+P(2)	27	2913691	2881253	51.54	51.54	0	0.00
	Total Q=Q(1)+Q(2)	27	2913691	2881253	51.54	51.54	0	0.00
	Total R=R(1)+R(2)	27	2913691	2881253	51.54	51.54	0	0.00
	Total S=S(1)+S(2)	27	2913691	2881253	51.54	51.54	0	0.00
	Total T=T(1)+T(2)	27	2913691	2881253	51.54	51.54	0	0.00
	Total U=U(1)+U(2)	27	2913691	2881253	51.54	51.54	0	0.00
	Total V=V(1)+V(2)	27	2913691	2881253	51.54	51.54	0	0.00
	Total W=W(1)+W(2)	27	2913691	2881253	51.54	51.54	0	0.00
	Total X=X(1)+X(2)	27	2913691	2881253	51.54	51.54	0	0.00
	Total Y=Y(1)+Y(2)	27	2913691	2881253	51.54	51.54	0	0.00
	Total Z=Z(1)+Z(2)	27	2913691	2881253	51.54	51.54	0	0.00

N. Krishan Reddy
Managing Director

CATEGORY CODE	CATEGORY OF SHAREHOLDER	NO OF SHARE HOLDERS	TOTAL NUMBER OF SHARES	NO OF SHARES HELD IN DEMATERIALIZED FORM	TOTAL SHAREHOLDING AS A % OF TOTAL NO OF SHARES		SHARES PLEDGE OR OTHERWISE ENCUMBERED	
					AS a PERCENTAGE of (A+B) (VI)	AS a PERCENTAGE of (A+B+C) (VII)	NUMBER OF SHARES (VIII)	AS a PERCENTAGE (IX)=(VIII)/(IV)*100
(i)	(ii)	(iii)	(iv)	(v)	(vi)	(vii)	(viii)	(ix)=(viii)/(iv)*100
	Central Government / State Government(s)	0	0	0	0.00	0.00		0
(c)	Venture Capital Funds	0	0	0	0.00	0.00		
(d)	Insurance Companies	0	0	0	0.00	0.00		
(e)	Foreign Institutional Investors	1	100000	0	1.77	1.77		
(f)	Foreign Venture Capital Investors	0	0	0	0.00	0.00		
(g)	Qualified Foreign Investor	0	0	0	0.00	0.00		
(h)	Others	0	0	0	0.00	0.00		
(i)	Sub-Total B(1) :	4	108600	200	1.92	1.92		
(2)	NON-INSTITUTIONS							
(a)	Bodies Corporate	75	471017	423716	8.33	8.33		
(b)	Individuals							
	(i) Individuals holding nominal share capital upto Rs.1 lakh	5601	1640004	823698	29.01	29.01		
	(ii) Individuals holding nominal share capital in excess of Rs.1 lakh	22	516808	442488	9.14	9.14		
(c)	Others	13	11525	11525	0.20	0.20		
	NON RESIDENT INDIANS	2	255	255	0.00	0.00		
	CLEARING MEMBERS	0	0	0	0.00	0.00		
(d)	Qualified Foreign Investor							
	Sub-Total B(2) :	5713	2639609	1701682	46.69	46.69		
	Total B=B(1)+B(2) :	5717	2748209	1701882	48.61	48.61		
	Total (A+B) :	5741	5653300	4580935	100.00	100.00		

N. Krishan Reddy
Managing Director

SRI KPR INDUSTRIES LTD.

CATEGORY CODE	CATEGORY OF SHAREHOLDER	NO OF SHARE HOLDERS	TOTAL NUMBER OF SHARES	NO OF SHARES HELD IN DEMATERIALIZED FORM	TOTAL SHAREHOLDING AS A % OF TOTAL NO OF SHARES		SHARES PLEDGE OR OTHERWISE ENCUMBERED	
					AS a PERCENTAGE of (A+B)	AS a PERCENTAGE of (A+B+C)	NUMBER OF SHARES (VIII)	AS a PERCENTAGE (IX)=(VIII)/(IV)*10
(I)	(II)	(III)	(IV)	(V)	(VI)	(VII)	(VIII)	0
(C)	Shares held by custodians, against which Depository Receipts have been issued							
(1)	Promoter and Promoter Group	0	0	0	0.00	0.00		
(2)	Public							
	GRAND TOTAL (A+B+C) :	5741	5653300	4580935	100.00	0.00	0	0.00

FOR SALES OF SECURITIES LTD.

[Signature]
 N. K. Bhatnagar
 Managing Director

(I)(b) Statement showing holding of securities (including shares, warrants, convertible securities) of persons belonging to the category "Promoter and Promoter Group"													
Sr.No	Name of the Shareholder	Details of Shares held			Encumbered shares (*)			Details of Warrants			Details of convertible securities		Total Shares (including underlying shares assuming full conversion of warrants and convertible securities) as a % of diluted share capital
		No. of Shares held	As a % of grand total (A)+(B)+(C)	Pledge Shares	AS a percentage (VI)=(V)/(III)* 100	AS a % of grand total (A) + (B) + (C) of sub-clause (I)(a)	Number of warrants held	As a % total number of warrants of the same class	Number of convertible securities held	As a % total number of convertible securities of the same class	(X)	(XI)	
(I)	(II)	(III)	(IV)	(V)	(VI)=(V)/(III)* 100	(VII)	(VIII)	(IX)	(X)	(XI)	(XII)		
1	KISHAN REDDY NALLA	595758	10.54	0	0.00	0.00	0	0.00	0	0.00	0.00	10.54	
2	VINEEL REDDY NALLA	546854	9.67	0	0.00	0.00	0	0.00	0	0.00	0.00	9.67	
3	VIJAYA NALLA	382903	6.77	0	0.00	0.00	0	0.00	0	0.00	0.00	6.77	
4	VINITHA NALLA	348952	6.17	0	0.00	0.00	0	0.00	0	0.00	0.00	6.17	
5	N SRINATH REDDY	183622	3.25	0	0.00	0.00	0	0.00	0	0.00	0.00	3.25	
6	GADDAM HEMANTH REDDY	125100	2.21	0	0.00	0.00	0	0.00	0	0.00	0.00	2.21	
7	A SRINIVAS REDDY	105856	1.87	0	0.00	0.00	0	0.00	0	0.00	0.00	1.87	
8	GADDAM MADHUMATHI	90056	1.59	0	0.00	0.00	0	0.00	0	0.00	0.00	1.59	
9	ANDE PRATHAP REDDY	88710	1.57	0	0.00	0.00	0	0.00	0	0.00	0.00	1.57	
10	GADDAM RAJA REDDY	83310	1.47	0	0.00	0.00	0	0.00	0	0.00	0.00	1.47	
11	A SHAKUNTHALA DEVI	72266	1.28	0	0.00	0.00	0	0.00	0	0.00	0.00	1.28	
12	NOMULA SARITA	67336	1.19	0	0.00	0.00	0	0.00	0	0.00	0.00	1.19	
13	G SUNITHA	67064	1.19	0	0.00	0.00	0	0.00	0	0.00	0.00	1.19	
14	VINI SOFT (INDIA) PVT LTD	55600	0.98	0	0.00	0.00	0	0.00	0	0.00	0.00	0.98	
15	NOMULA DEEPTI	33300	0.59	0	0.00	0.00	0	0.00	0	0.00	0.00	0.59	
16	HEMANTH REDDY GADDAM	22538	0.40	0	0.00	0.00	0	0.00	0	0.00	0.00	0.40	
17	N RAJESHWAR REDDY	15000	0.27	0	0.00	0.00	0	0.00	0	0.00	0.00	0.27	

FOR SRI KPR INDUSTRIES LTD.

[Signature]
M. Krishan Reddy
Managing Director

18	VINEELA REDDY N	11300	0.20	0	0.00	0	0.00	0	0.00	0	0.00	0.20
19	G. HEMANTH REDDY	5492	0.10	0	0.00	0	0.00	0	0.00	0	0.00	0.10
20	MADHUMATHI GADDAM	3200	0.06	0	0.00	0	0.00	0	0.00	0	0.00	0.06
21	N RAJESHWAR REDDY	328	0.01	0	0.00	0	0.00	0	0.00	0	0.00	0.01
22	N DEEPTI	246	0.00	0	0.00	0	0.00	0	0.00	0	0.00	0.00
23	SARITHA NOMULA	200	0.00	0	0.00	0	0.00	0	0.00	0	0.00	0.00
24	VINEEL REDDY NALLA	100	0.00	0	0.00	0	0.00	0	0.00	0	0.00	0.00
TOTAL :		2905091	51.39	0	0.00	0	0.00	0	0.00	0	0.00	51.39

For SRI KPR INDUSTRIES LTD.




N. Krishan Reddy
Managing Director

Statement showing holding of securities (including shares, warrants, convertible securities) of persons belonging to the category "Public" and holding more than 1% of the total number of shares

(l)(c)(i) Sr.No.	Name of the shareholder	Number of shares held	Shares as a percentage of total number of shares (i.e., Grant total (A)+(B)+(C) indicated in Statement at para (l)(a) above)	Details of warrants		Details of convertible securities		Total shares (including underlying shares assuming full conversion of warrants and convertible securities) as a % of diluted share capital)
				Number of warrants held	As a % total number of warrants of the same class	Number of convertible securities held	% w.r.t total number of convertible securities of the same class	
1	APR HOLDINGS INVESTMENTS PVT LIMITED	392800	6.95	0	0.00	0	0.00	6.95
2	HOUSING & URBAN DEV. CORPN. LTD.	100000	1.77	0	0.00	0	0.00	1.77
3	S SATHYA	90160	1.59	0	0.00	0	0.00	1.59
4	BHOOPAL REDDY ALETI	61020	1.08	0	0.00	0	0.00	1.08
	TOTAL :	643980	11.39	0	0.00	0	0.00	11.39

For SRI KPR INDUSTRIES LTD.


N. Krishan Reddy
Managing Director

Statement showing holding of securities (including shares, warrants, convertible securities) of persons (together with PAC) belonging to the category "Public" and holding more than 5% of the total number of shares of the company									
Sr.No.	Name(s) of the shareholder(s) and the Persons Acting in Concert (PAC) with them	Number of shares held	Shares as a percentage of total number of shares (i.e., Grant total (A)+(B)+(C) indicated in Statement at para (I)(a) above)	Details of warrants		Details of convertible securities		Total shares (including underlying shares assuming full conversion of warrants and convertible securities) as a % of diluted share capital)	
				Number of warrants held	As a % total number of warrants of the same class	Number of convertible securities held	% w.r.t total number of convertible securities of the same class		
1	APR HOLDINGS INVESTMENTS PVT LIMITED	392800	6.95	0	0.00	0	0.00	6.95	
TOTAL :		392800	6.95	0	0.00	0	0.00	6.95	

FOR SRI KPR INDUSTRIES LTD.




N. Krishan Reddy
Managing Director

STATEMENT SHOWING DETAILS OF LOCKED-IN SHARES"

(I)(d)		Number of locked-in shares	Locked-in shares as a (%) percentage of total number of shares (i.e, Grand Total (A)+(B)+(C) Indicated in Statement at para (I)(a) above}	Promoter/Promoter Group/Public
Sr.No.	Name of the shareholder			
	TOTAL :	0	0	0

For SRI KPR INDUSTRIES LTD.


N. Krishna Reddy
 Managing Director

STATEMENT SHOWING DETAILS OF DEPOSITORY RECEIPTS (DRS)			
(iii)(a)			
		Number of shares underlying outstanding DRs	Shares underlying outstanding DRs as a percentage of total number of shares {i.e., Grand Total (A)+(B)+(C) indicated in Statement at Para(I)(a) above}
Sr.No.	Type of outstanding DR (ADRs,GDRs,SDRs,etc.)	Number of outstanding DRs	
		0	0
TOTAL :			0

For SRI KPR INDUSTRIES LTD.



N. Krishan Reddy
Managing Director

Statement showing Holding of Depository Receipts (DRs), where underlying shares held by "Promoter/Promoter group" are in excess of 1% of the total number shares.				
(II)(b)		Type of outstanding DR (ADRs, GDRs, SDRs, etc.)	Number of shares underlying outstanding DRs	Shares underlying outstanding DRs as a percentage of total number of shares (i.e., Grand Total (A)+(B)+(C) indicated in Statement at para(I)(a) above)
Sr.No.	Name of the DR Holder			
			0	0
TOTAL :				

For SRI KPR INDUSTRIES LTD.



N. Kiran Reddy
Managing Director