


(1)(a) STATEMENT SHOWING SHAREHOLDING PATTERN IN CLAUSE-35			
NAME OF THE COMPANY: SRI KPR INDUSTRIES LIMITED			
SCRIP CODE:	514442	Name of the Scrip:	
Class of Security:			
QUARTER ENDED:	31/03/2014		
Partly paid-up shares	No. of partly paid-up shares	As a % of total no. of partly paid-up shares	As a % of total no. of shares of the Company.
Held by promoter/promoter group	0	0	0
Held by Public	0	0	0
Total:	0	0	0
Outstanding convertible securities:	No. of outstanding securities	As a % of total no. of outstanding convertible securities.	As a % of total no. of shares of the Company assuming full conversion of the convertible securities
Held by promoter/promoter group	0	0	0
Held by Public	0	0	0
Total:	0	0	0
Warrants:	No. of warrants	As a % of total no. of warrants	As a % of total no. of shares of the Company, assuming full conversion of warrants
Held by promoter/promoter group	0	0	0
Held by Public	0	0	0
Total:	0	0	0
Total paid-up capital of the Company, assuming full conversion of warrants and convertible securities	20145695	0	100.00

For SRI KPR INDUSTRIES LTD.


 N. Kiran Reddy
 Managing Director

CATEGORY CODE	CATEGORY OF SHAREHOLDER	NO OF SHARE HOLDERS	TOTAL NUMBER OF SHARES	NO OF SHARES HELD IN DEMATERIALIZED FORM	TOTAL SHAREHOLDING AS A % OF TOTAL NO OF SHARES			SHARES PLEDGE OR OTHERWISE ENCUMBERED	
					AS a PERCENTAGE of (A+B)	AS a PERCENTAGE of (A+B+C)	NUMBER OF SHARES	AS a PERCENTAGE	
(I)	(II)	(III)	(IV)	(V)	(VI)	(VII)	(VIII)	(IX)=(VIII)/(V)*100	
(A)	PROMOTER AND PROMOTER GROUP								
(1)	INDIAN								
(a)	Individual/HUF	23	12298616	12272578	61.05	61.05	0	0.00	
(b)	Central Government/State Government(s)	0	0	0	0.00	0.00	0	0.00	
(c)	Bodies Corporate	1	1105600	1105600	5.49	5.49	0	0.00	
(d)	Financial Institutions / Banks	0	0	0	0.00	0.00	0	0.00	
(e)	Others	0	0	0	0.00	0.00	0	0.00	
	Sub-Total A(1) :	24	13404216	13378178	66.54	66.54	0	0.00	
(2)	FOREIGN								
(a)	Individuals (NRIs/Foreign Individuals)	0	0	0	0.00	0.00	0	0.00	
(b)	Bodies Corporate	0	0	0	0.00	0.00	0	0.00	
(c)	Institutions	0	0	0	0.00	0.00	0	0.00	
(d)	Qualified Foreign Investor	0	0	0	0.00	0.00	0	0.00	
(e)	Others	0	0	0	0.00	0.00	0	0.00	
	Sub-Total A(2) :	0	0	0	0.00	0.00	0	0.00	
	Total A=A(1)+A(2)	24	13404216	13378178	66.54	66.54	0	0.00	
(B)	PUBLIC SHAREHOLDING								
(1)	INSTITUTIONS								


M. Kishan Reddy
Managing Director

CATEGORY CODE	CATEGORY OF SHAREHOLDER	NO OF SHARE HOLDERS	TOTAL NUMBER OF SHARES	NO OF SHARES HELD IN DEMATERIALIZED FORM	TOTAL SHAREHOLDING AS A % OF TOTAL NO OF SHARES		SHARES PLEDGE OR OTHERWISE ENCUMBERED
					AS a PERCENTAGE of (A+B)	AS a PERCENTAGE of (A+B+C)	
(I)	(II)	(III)	(IV)	(V)	(VI)	(VII)	(VIII)
							AS a PERCENTAGE (IX)=(VIII)/(I)*100
(a)	Mutual Funds /UTI	2	8400	0	0.04	0.04	
(b)	Financial Institutions /Banks	1	200	200	0.00	0.00	
(c)	Central Government / State Government(s)	0	0	0	0.00	0.00	
(d)	Venture Capital Funds	0	0	0	0.00	0.00	
(e)	Insurance Companies	0	0	0	0.00	0.00	
(f)	Foreign Institutional Investors	1	100000	0	0.50	0.50	
(g)	Foreign Venture Capital Investors	0	0	0	0.00	0.00	
(h)	Qualified Foreign Investor	0	0	0	0.00	0.00	
(i)	Others	0	0	0	0.00	0.00	
	Sub-Total B(1) :	4	108600	200	0.54	0.54	
(2)	NON-INSTITUTIONS						
(a)	Bodies Corporate	75	470130	422729	2.33	2.33	
(b)	Individuals						
	(i) Individuals holding nominal share capital upto Rs.1 lakh	5610	1635602	823896	8.12	8.12	
	(ii) Individuals holding nominal share capital in excess of Rs.1 lakh	35	4515621	1492551	22.41	22.41	
(c)	Others						
	NON RESIDENT INDIANS	13	11525	11525	0.06	0.06	
	CLEARING MEMBERS	1	1	1	0.00	0.00	
(d)	Qualified Foreign Investor	0	0	0	0.00	0.00	
	Sub-Total B(2) :	5734	6632879	2750702	32.92	32.92	

M. Kishan Ruddy
Managing Director

CATEGORY CODE	CATEGORY OF SHAREHOLDER	NO OF SHARE HOLDERS	TOTAL NUMBER OF SHARES	NO OF SHARES HELD IN DEMATERIALIZED FORM	TOTAL SHAREHOLDING AS A % OF TOTAL NO OF SHARES		SHARES PLEDGE OR OTHERWISE ENCUMBERED	
					AS a PERCENTAGE of (A+B)	As a PERCENTAGE of (A+B+C)	NUMBER OF SHARES	AS a PERCENTAGE
(I)	(II)	(III)	(IV)	(V)	(VI)	(VII)	(VIII)	(IX)=(VIII)/(I V)*100
	Total B=B(1)+B(2) :	5738	6741479	2750902	33.46	33.46		
	Total (A+B) :	5762	20145695	16129080	100.00	100.00		
(C)	Shares held by custodians, against which Depository Receipts have been issued							
(1)	Promoter and Promoter Group							
(2)	Public	0	0	0	0.00	0.00		
	GRAND TOTAL (A+B+C) :	5762	20145695	16129080	100.00	0.00	0	0.00

For SRI KPR INDUSTRIES LTD.


N. Kishan Reddy
Managing Director


(I)(b) Statement showing holding of securities (including shares, warrants, convertible securities) of persons belonging to the category "Promoter and Promoter Group"											
Sr. No	Name of the Shareholder	Details of Shares held			Encumbered shares (*)			Details of Warrants			Total Shares (including underlying shares assuming full conversion of warrants and convertible securities) as a % of diluted share capital
		No. of Shares held	As a % of grand total (A)+(B)+(C)	Pledge Shares	AS a percentage	AS a % of grand total (A) + (B) + (C) of sub-clause (I)(a)	Number of warrants held	As a % total number of warrants the same class	Number of convertible securities held	As a % total number of convertible securities of the same class	
(i)	(ii)	(iii)	(iv)	(v)	(vi)=(v)/(iii)* 100	(vii)	(viii)	(ix)	(x)	(xi)	(xii)
1	KISHAN REDDY NALLA	1942605	9.64	0	0.00	0.00	0	0.00	0	0.00	9.64
2	VINEEL REDDY NALLA	1891454	9.39	0	0.00	0.00	0	0.00	0	0.00	9.39
3	VIJAYA NALLA	1726110	8.57	0	0.00	0.00	0	0.00	0	0.00	8.57
4	VINITHA NALLA	1690852	8.39	0	0.00	0.00	0	0.00	0	0.00	8.39
5	GADDAM RAJA REDDY	1483310	7.36	0	0.00	0.00	0	0.00	0	0.00	7.36
6	VINI SOFT (INDIA) PVT LTD	1105600	5.49	0	0.00	0.00	0	0.00	0	0.00	5.49
7	N SRINATH REDDY	1058622	5.25	0	0.00	0.00	0	0.00	0	0.00	5.25
8	VINEELA REDDY N	711300	3.53	0	0.00	0.00	0	0.00	0	0.00	3.53
9	G SUNITHA	682763	3.39	0	0.00	0.00	0	0.00	0	0.00	3.39
10	NOMULA SARITA	319667	1.59	0	0.00	0.00	0	0.00	0	0.00	1.59
11	NOMULA DEEPTI	224341	1.11	0	0.00	0.00	0	0.00	0	0.00	1.11
12	GADDAM HEMANTH REDDY	125100	0.62	0	0.00	0.00	0	0.00	0	0.00	0.62
13	A SRINIVAS REDDY	105856	0.53	0	0.00	0.00	0	0.00	0	0.00	0.53
14	GADDAM MADHUMATHI	90056	0.45	0	0.00	0.00	0	0.00	0	0.00	0.45
15	ANDE PRATHAP REDDY	88710	0.44	0	0.00	0.00	0	0.00	0	0.00	0.44

FOR AND ON BEHALF OF THE COMPANY

[Signature]

M. Ganman Reddy
Managing Director

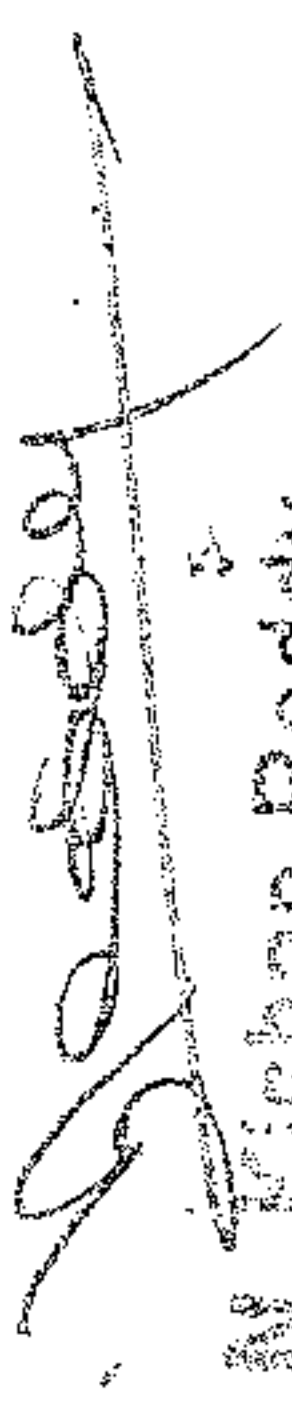
FOR SRI KVR INDUSTRIES LTD.


M. Nishan Reddy
Managing Director

16	A SHAKUNTHALA DEVI	72266	0.36	0	0.00	0.00	0	0.00	0	0.00	0.00	0	0.00	0.36
17	N RAJESHWAR REDDY	53500	0.27	0	0.00	0.00	0	0.00	0	0.00	0.00	0	0.00	0.27
18	HEMANTH REDDY GADDAM	22538	0.11	0	0.00	0.00	0	0.00	0	0.00	0.00	0	0.00	0.11
19	G. HEMANTH REDDY	5492	0.03	0	0.00	0.00	0	0.00	0	0.00	0.00	0	0.00	0.03
20	MADHUMATHI GADDAM	3200	0.02	0	0.00	0.00	0	0.00	0	0.00	0.00	0	0.00	0.02
21	N RAJESHWAR REDDY	328	0.00	0	0.00	0.00	0	0.00	0	0.00	0.00	0	0.00	0.00
22	N DEEPTI	246	0.00	0	0.00	0.00	0	0.00	0	0.00	0.00	0	0.00	0.00
23	SARITHA NOMULA	200	0.00	0	0.00	0.00	0	0.00	0	0.00	0.00	0	0.00	0.00
24	VINEEL REDDY NALLA	100	0.00	0	0.00	0.00	0	0.00	0	0.00	0.00	0	0.00	0.00
	TOTAL :	13404216	66.54	0	0.00	0.00	0	0.00	0	0.00	0.00	0	0.00	66.54


Statement showing holding of securities (including shares, warrants, convertible securities) of persons belonging to the category "Public" and holding more than 1% of the total number of shares									
Sr.No.	Name of the shareholder	Number of shares held	Shares as a percentage of total number of shares {i.e., Grant total (A)+(B)+(C) indicated in Statement at para (I)(a) above}	Details of warrants		Details of convertible securities		Total shares (including underlying shares assuming full conversion of warrants and convertible securities) as a % of diluted share capital)	
				Number of warrants held	As a % total number of warrants of the same class	Number of convertible securities held	% w.r.t total number of convertible securities of the same class		
1	ANIL REDDY	673750	3.34	0	0.00	0	0.00	3.34	
2	BHOOPAL REDDY ALETI	633620	3.15	0	0.00	0	0.00	3.15	
3	A NAVEEN CHANDRA REDDY	603750	3.00	0	0.00	0	0.00	3.00	
4	GADDAM SUSHILA RAJA REDDY FOUNDATION	525000	2.61	0	0.00	0	0.00	2.61	
5	PRAVEEN REDDY	467250	2.32	0	0.00	0	0.00	2.32	
6	APR HOLDINGS INVESTMENTS PVT LIMITED	392800	1.95	0	0.00	0	0.00	1.95	
	TOTAL :	3296170	16.36	0	0.00	0	0.00	16.36	

FOR SAL KPR INDUSTRIES LTD.


N. Kishan Reddy
Managing Director


(I)(c)(ii) Statement showing holding of securities (including shares, warrants, convertible securities) of persons (together with PAC) belonging to the category "Public" and holding more than 5% of the total number of shares of the company								
Sr.No.	Name(s) of the shareholder(s) and the Persons Acting in Concert (PAC) with them	Number of shares held	Shares as a percentage of total number of shares {i.e., Grant total (A)+(B)+(C) indicated in Statement at para (I)(a) above}	Details of warrants		Details of convertible securities		Total shares (including underlying shares assuming full conversion of warrants and convertible securities) as a % of diluted share capital)
				Number of warrants held	As a % total number of warrants of the same class	Number of convertible securities held	% w.r.t total number of convertible securities of the same class	
		0	0	0	0	0	0	0
TOTAL :								

For SRI KIR INDUSTRIES LTD.


 N. Vishan Reddy
 Managing Director

STATEMENT SHOWING DETAILS OF LOCKED-IN SHARES"			
(f)(d)			
Sr.No.	Name of the shareholder	Number of locked-in shares	Locked-in shares as a (%) percentage of total number of shares {i.e, Grand Total (A)+(B)+(C) Indicated in Statement at para (f)(a) above}
1	GADDAM RAJA REDDY	603075	2.99
2	KISHAN REDDY NALLA	603074	2.99
3	G SUNITHA	329373	1.63
4	VINITHA NALLA	329373	1.63
5	N SRINATH REDDY	329373	1.63
6	VINI SOFT (INDIA) PVT LTD	329372	1.63
7	VINEELA REDDY N	329372	1.63
8	VIJAYA NALLA	329372	1.63
9	VINEEL REDDY NALLA	329372	1.63
10	NOMULA SARITA	63583	0.32
11	NOMULA DEEPTI	47760	0.24
	TOTAL :	3623099	17.98


FOR SAILKOR INDUSTRIES LTD.



M. Kishan Reddy
Managing Director

(II)(a) STATEMENT SHOWING DETAILS OF DEPOSITORY RECEIPTS (DRS)				
Sr.No.	Type of outstanding DR (ADRs,GDRs,SDRs,etc.)	Number of outstanding DRs	Number of shares underlying outstanding DRs	Shares underlying outstanding DRs as a percentage of total number of shares {i.e., Grand Total (A)+(B)+(C) indicated in Statement at Para(I)(a) above}
	TOTAL :	0	0	0

FOR GCI PPR INDUSTRIES LTD.


 N. Kishan Reddy
 Managing Director

(II)(b)	Statement showing Holding of Depository Receipts (DRs), where underlying shares held by "Promoter/Promoter group" are in excess of 1% of the total number shares.			
Sr.No.	Name of the DR Holder	Type of outstanding DR (ADRs,GDRs,SDRs, etc.)	Number of shares underlying outstanding DRs	Shares underlying outstanding DRs as a percentage of total number of shares {i.e., Grand Total (A)+(B)+(C) indicated in Statement at para(I)(a) above}
	TOTAL :		0	0

FOR SRI KPA INDUSTRIES LTD.

Rishan Reddy
 Rishan Reddy
 Managing Director