



SRI KPR INDUSTRIES LIMITED

(Formerly Known as BHAGYANAGAR WOOD PLAST LIMITED)
5th Floor, KPR House, Near Anand Theatre, Sardar Patel Road,
Secunderabad - 500 003. (A.P.) INDIA.
Phones : 91-40-27847121, 27819868 Fax : 91-40-27892076
e-mail : bwpl9@yahoo.com / kprl9@yahoo.com

Ref: BWPL/SD/BSE/5/V-IV/93

Date:15-10-2012

To

The Mumbai Stock Exchange Ltd.,
25 Floor, Phiroze Jeejeebhoy Towers,
Dalal Street,
MUMBAI – 400 001.

Dear Sir,

Sub: Submission of Distribution Schedule under clause 35 of the listing agreement – Reg.

Ref: Our Company Code: 514442.

* * *

With reference to the above subject and in compliance of Clause 35 of the listing agreement by the company, we are submitting herewith Distribution Schedule for the quarter ending 30th September 2012.

Kindly acknowledge the receipt of the same.

Thanking You,

Yours faithfully,
For Sri KPR Industries Ltd.,


N. Kishan Reddy
Managing Director.

Encl: as above

(1)(a) STATEMENT SHOWING SHAREHOLDING PATTERN IN CLAUSE-35

NAME OF THE COMPANY : SRI KPR INDUSTRIES LIMITED		Name of the Scrip:
SCRIP CODE:	514442	
Class of Security:		
QUARTER ENDED:	30/09/2012	
	No. of partly paid-up shares	As a % of total no. of partly paid-up shares
Partly paid-up shares	0	0
Held by promoter/promoter group	0	0
Held by Public	0	0
Total:		
	No. of outstanding securities	As a % of total no. of shares of the Company assuming full conversion of the convertible securities
Outstanding convertible securities:	0	0
Held by promoter/promoter group	0	0
Held by Public	0	0
Total:		
	No. of warrants	As a % of total no. of shares of the Company, assuming full conversion of warrants
Warrants:	0	0
Held by promoter/promoter group	0	0
Held by Public	0	0
Total:		
Total paid-up capital of the Company, assuming full conversion of warrants and convertible securities	5653300	100.00

For SRI KPR INDUSTRIES LTD.


H. KISHAN REDDY
Managing Director


CATEGORY CODE	CATEGORY OF SHAREHOLDER	NO OF SHAREHOLDERS	TOTAL NUMBER OF SHARES	NO OF SHARES HELD IN DEMATERIALIZED FORM	TOTAL SHAREHOLDING AS A			SHARES PLEDGE OR
					AS a PERCENTAGE of (A+B)	AS a PERCENTAGE of (A+B+C)	NUMBER OF SHARES	
(i)	(ii)	(iii)	(iv)	(v)	(vi)	(vii)	(viii)	AS a PERCENTAGE (IX)=(VIII)/(IV) *100
(A)	PROMOTER AND PROMOTER GROUP							
(1)	INDIAN	24	2839679	2760731	50.23	50.23	0	0.00
(a)	Individual /HUF	0	0	0	0.00	0.00	0	0.00
(b)	Central Government/State Government(s)	1	55600	55600	0.98	0.98	0	0.00
(c)	Bodies Corporate	0	0	0	0.00	0.00	0	0.00
(d)	Financial Institutions / Banks	0	0	0	0.00	0.00	0	0.00
(e)	Others	0	0	0	0.00	0.00	0	0.00
	Sub-Total A(1) :	25	2895279	2816331	51.21	51.21	0	0.00
(2)	FOREIGN							
(a)	Individuals (NRIs/Foreign Individuals)	0	0	0	0.00	0.00	0	0.00
(b)	Bodies Corporate	0	0	0	0.00	0.00	0	0.00
(c)	Institutions	0	0	0	0.00	0.00	0	0.00
(d)	Qualified Foreign Investor	0	0	0	0.00	0.00	0	0.00
(e)	Others	0	0	0	0.00	0.00	0	0.00
	Sub-Total A(2) :	0	0	0	0.00	0.00	0	0.00
	Total A=A(1)+A(2)	25	2895279	2816331	51.21	51.21	0	0.00
(B)	PUBLIC SHAREHOLDING							
(1)	INSTITUTIONS							
(a)	Mutual Funds /UTI	2	8400	0	0.15	0.15		
(b)	Financial Institutions /Banks	1	200	200	0.00	0.00		
(c)	Central Government / State Government(s)	0	0	0	0.00	0.00		
(d)	Venture Capital Funds	0	0	0	0.00	0.00		
(e)	Insurance Companies	0	0	0	0.00	0.00		
(f)	Foreign Institutional Investors	1	100000	0	1.77	1.77		
(g)	Foreign Venture Capital Investors	0	0	0	0.00	0.00		
(h)	Qualified Foreign Investor	0	0	0	0.00	0.00		
(i)	Others	0	0	0	0.00	0.00		
	Total B=B(1)+B(2)	4	108600	200	1.92	1.92	0	0.00
	Total C=C(1)+C(2)	29	2906179	2818331	51.21	51.21	0	0.00

For SRI KPR INDUSTRIES LTD

N. KISHAN REDDI
 Managing Direct

(I)	(II)	(III)	(IV)	(V)	(VI)	(VII)	(VIII)	(IX)=(VIII)/(IV) *100
(A)	PROMOTER AND PROMOTER GROUP							
(1)	INDIAN							
	Sub-Total B(1) :	4	108600	200	1.92	1.92		
(2)	NON-INSTITUTIONS							
(a)	Bodies Corporate	77	471980	424680	8.35	8.35		
(b)	Individuals							
	(i) Individuals holding nominal share capital upto Rs.1 lakh	5597	1648632	829627	29.16	29.16		
	(ii) Individuals holding nominal share capital in excess of Rs.1 lakh	22	517284	442964	9.15	9.15		
(c)	Others							
	NON RESIDENT INDIANS	13	11525	11525	0.20	0.20		
(d)	Qualified Foreign Investor	0	0	0	0.00	0.00		
	Sub-Total B(2) :	5709	2649421	1708796	46.87	46.87		
	Total B=B(1)+B(2) :	5713	2758021	1708996	48.79	48.79		
	Total (A+B) :	5738	5653300	4525327	100.00	100.00		
(C)	Shares held by custodians, against which Depository Receipts have been issued							
1)	Promoter and Promoter Group							
2)	Public	0	0	0	0.00	0.00		
	GRAND TOTAL (A+B+C) :	5738	5653300	4525327	100.00	100.00	0	0.00


For SRI KPR INDUSTRIES LTD.



N. KISHAN REDDY
Managing Director


(b) Statement showing holding of securities (including shares, warrants, convertible securities) of persons belonging to the category "Promoter and Promoter Group"

Sr. No	Name of the Shareholder	Details of Shares held		Encumbered shares (*)		Details of Warrants			Details of convertible securities		Total Shares (including underlying shares assuming full conversion of warrants and convertible securities) as a % of diluted share capital
		No. of Shares held (iii)	As a % of grand total (A)+(B)+(C) (iv)	Pledge Shares (v)	AS a percentage (vi)=(v)/(iii) (vii)	AS a % of grand total (A) + (B) + (C) of sub-clause (i)(a) (viii)	Number of warrants held (viii)	As a % total number of warrants of the same class (ix)	Number of convertible securities held (x)	As a % total number of convertible securities of the same class (xi)	
1	KISHAN REDDY NALLA	592053	10.47	0	0.00	0.00	0	0.00	0	0.00	10.47
2	VINEEL REDDY NALLA	544754	9.64	0	0.00	0.00	0	0.00	0	0.00	9.64
3	VIJAYA NALLA	380493	6.73	0	0.00	0.00	0	0.00	0	0.00	6.73
4	VINITHA NALLA	347355	6.14	0	0.00	0.00	0	0.00	0	0.00	6.14
5	N SRINATH REDDY	183622	3.25	0	0.00	0.00	0	0.00	0	0.00	3.25
6	GADDAM HEMANTH REDDY	125100	2.21	0	0.00	0.00	0	0.00	0	0.00	2.21
7	A SRINIVAS REDDY	105856	1.87	0	0.00	0.00	0	0.00	0	0.00	1.87
8	GADDAM MADHUMATHI	90056	1.59	0	0.00	0.00	0	0.00	0	0.00	1.59
9	ANDE PRATHAP REDDY	88710	1.57	0	0.00	0.00	0	0.00	0	0.00	1.57
10	A SHAKUNTHALA DEVI	72266	1.28	0	0.00	0.00	0	0.00	0	0.00	1.28
11	NOMULA SARITA	67336	1.19	0	0.00	0.00	0	0.00	0	0.00	1.19
12	G SUNITHA	67064	1.19	0	0.00	0.00	0	0.00	0	0.00	0.98
13	VINI SOFT (INDIA) PVT LTD	55600	0.98	0	0.00	0.00	0	0.00	0	0.00	0.94
14	RAJA REDDY GADDAM	52910	0.94	0	0.00	0.00	0	0.00	0	0.00	0.59
15	NOMULA DEEPTI	33300	0.59	0	0.00	0.00	0	0.00	0	0.00	0.54
16	GADDAM RAJA REDDY	30400	0.54	0	0.00	0.00	0	0.00	0	0.00	0.40
17	HEMANTH REDDY GADDAM	22538	0.40	0	0.00	0.00	0	0.00	0	0.00	0.27
18	N RAJESHWAR REDDY	15000	0.27	0	0.00	0.00	0	0.00	0	0.00	0.20
19	VINEELA REDDY N	11300	0.20	0	0.00	0.00	0	0.00	0	0.00	0.10
20	G. HEMANTH REDDY	5492	0.10	0	0.00	0.00	0	0.00	0	0.00	0.06
21	MADHUMATHI GADDAM	3200	0.06	0	0.00	0.00	0	0.00	0	0.00	0.01
22	N RAJESHWAR REDDY	328	0.01	0	0.00	0.00	0	0.00	0	0.00	0.00
23	N DEEPTI	246	0.00	0	0.00	0.00	0	0.00	0	0.00	0.00
24	SARITHA NOMULA	200	0.00	0	0.00	0.00	0	0.00	0	0.00	0.00
25	VINEEL REDDY NALLA	100	0.00	0	0.00	0.00	0	0.00	0	0.00	0.00
	TOTAL :	2895279	51.21	0	0.00	0.00	0	0.00	0	0.00	51.21

For SRI KPR INDUSTRIES LTD.

 N. KISHAN REDDY
 Managing Director

Statement showing holding of securities (including shares, warrants, convertible securities) of persons belonging to the category "Public" and holding more than 1% of the total number of shares						
Sr.N o.	Name of the shareholder	Number of shares held	Shares as a percentage of total number of shares {i.e., Grant total (A)+(B)+(C) indicated in Statement at para (I)(a) above}	Details of warrants		Total shares (including underlying shares assuming full conversion of warrants and convertible securities) as a % of diluted share capital)
				Number of warrants held	As a % total number of warrants of the same class	
1	APR HOLDINGS INVESTMENTS PVT LIMITED	392800	6.95	0	0.00	6.95
2	HOUSING & URBAN DEV. CORPN. LTD.	100000	1.77	0	0.00	1.77
3	S SATHYA	90160	1.59	0	0.00	1.59
4	BHOOPAL REDDY ALETI	61020	1.08	0	0.00	1.08
	TOTAL :	643980	11.39	0	0.00	11.39

For SRI KPR INDUSTRIES LTD.


N. KISHAN REDDY
Managing Director

Statement showing holding of securities (including shares, warrants, convertible securities) of persons (together with PAC) belonging to the category "Public" and holding more than 5% of the total number of shares of the company						
(1)(c)(ii)	Name(s) of the shareholder(s) and the Persons Acting in Concert (PAC) with them	Number of shares held	Shares as a percentage of total number of shares (i.e., Grant total (A)+(B)+(C) indicated in Statement at para (1)(a) above)	Details of warrants		Total shares (including underlying shares assuming full conversion of warrants and convertible securities) as a % of diluted share capital)
				Number of warrants held	As a % total number of warrants of the same class	
Sr.No.				Number of convertible securities held	% w.r.t total number of convertible securities of the same class	
	APR HOLDINGS INVESTMENTS PVT LIMITED	392800	6.95	0	0.00	6.95
	TOTAL :	392800	6.95	0	0.00	6.95

FOR SRI KPR INDUSTRIES LTD.

N. KISHAN REDDY
Managing Director

STATEMENT SHOWING DETAILS OF LOCKED-IN SHARES"			
(i)(d)			
SLNO	NAME OF THE SHAREHOLDER	CAT. CODE	NO OF SHARES
			PERCENTAGE
			0
TOTAL :			0

For SRI KPR INDUSTRIES



N. KISHAN REDDY
Managing Director

STATEMENT SHOWING DETAILS OF DEPOSITORY RECEIPTS (DRS)			
(ii)(a)			Shares underlying outstanding DRs as a percentage of total number of shares {i.e., Grand Total (A)+(B)+(C) indicated in Statement at Para(i)(a) above}
Sr.No.	Type of outstanding DR (ADRs,GDRs,SDRs,etc.)	Number of outstanding DRs	Number of shares underlying outstanding DRs
		0	0
TOTAL :			0

For SRI KPR INDUSTRIES LTD.


H. KISHAN REDDY
 Managing Director

