


(1)(a) STATEMENT SHOWING SHAREHOLDING PATTERN IN CLAUSE-35			
NAME OF THE COMPANY: SRI KPR INDUSTRIES LIMITED			
SCRIP CODE:	514442	Name of the Scrip:	
Class of Security:			
QUARTER ENDED:	30/09/2014		
Partly paid-up shares	No. of partly paid-up shares	As a % of total no. of partly paid-up shares	As a % of total no. of shares of the Company.
Held by promoter/promoter group	0	0	0
Held by Public	0	0	0
Total:	0	0	0
Outstanding convertible securities:	No. of outstanding securities	As a % of total no. of outstanding convertible securities.	As a % of total no. of shares of the Company assuming full conversion of the convertible securities
Held by promoter/promoter group	0	0	0
Held by Public	0	0	0
Total:	0	0	0
Warrants:	No. of warrants	As a % of total no. of warrants	As a % of total no. of shares of the Company, assuming full conversion of warrants
Held by promoter/promoter group	0	0	0
Held by Public	0	0	0
Total:	0	0	0
Total paid-up capital of the Company, assuming full conversion of warrants and convertible securities	20145695	0	100.00


For SRI KPR INDUSTRIES LTD.


N. Vishan Roddy
 Managing Director

CATEGORY CODE	CATEGORY OF SHAREHOLDER	TOTAL SHAREHOLDING AS A % OF TOTAL NO OF SHARES					SHARES PLEDGE OR OTHERWISE ENCUMBERED
		NO OF SHAREHOLDERS (III)	TOTAL NUMBER OF SHARES (IV)	NO OF SHARES HELD IN DEMATERIALIZED FORM (V)	As a PERCENTAGE of (A+B+C) (VII)		
					AS a PERCENTAGE of (A+B) (VI)	AS a PERCENTAGE (IX)=(VIII)/(IV)*100	
(I)							
(A)	PROMOTER AND PROMOTER GROUP						
(1)	INDIAN			12274953	61.06	0	0.00
(a)	Individual/HUF	23	12300991	0	0.00	0	0.00
(b)	Central Government/State Government(s)	0	0	1105600	5.49	0	0.00
(c)	Bodies Corporate	1	1105600	0	0.00	0	0.00
(d)	Financial Institutions / Banks	0	0	0	0.00	0	0.00
(e)	Others	0	0	0	0.00	0	0.00
	Sub-Total A(1) :	24	13406591	13380553	66.55	0	0.00
(2)	FOREIGN						
(a)	Individuals (NRIs/Foreign Individuals)	0	0	0	0.00	0	0.00
(b)	Bodies Corporate	0	0	0	0.00	0	0.00
(c)	Institutions	0	0	0	0.00	0	0.00
(d)	Qualified Foreign Investor	0	0	0	0.00	0	0.00
(e)	Others	0	0	0	0.00	0	0.00
	Sub-Total A(2) :	0	0	0	0.00	0	0.00
	Total A=A(1)+A(2)	24	13406591	13380553	66.55	0	0.00
(B)	PUBLIC SHAREHOLDING						
(1)	INSTITUTIONS						
(a)	Mutual Funds / UTI	2	8400	0	0.04	0	0.00
(b)	Financial Institutions / Banks	1	200	200	0.00	0	0.00
(c)	Central Government / State Government(s)	0	0	0	0.00	0	0.00
(d)	Venture Capital Funds	0	0	0	0.00	0	0.00
(e)	Insurance Companies	0	0	0	0.00	0	0.00


N. Kishan Reddy
Managing Director

CATEGORY CODE	CATEGORY OF SHAREHOLDER	NO OF SHAREHOLDERS (III)	TOTAL NUMBER OF SHARES (IV)	NO OF SHARES HELD IN DEMATERIALIZED FORM (V)	TOTAL SHAREHOLDING AS A % OF TOTAL NO OF SHARES		SHARES PLEDGE OR OTHERWISE ENCUMBERED
					AS a PERCENTAGE of (A+B) (VI)	As a PERCENTAGE of (A+B+C) (VII)	
(I)	(II)	(III)	(IV)	(V)	(VI)	(VII)	(VIII)
(IX)=(VIII)/(IV)*100							
(f)	Foreign Institutional Investors	1	100000	0	0.50	0.50	
(g)	Foreign Venture Capital Investors	0	0	0	0.00	0.00	
(h)	Qualified Foreign Investor	0	0	0	0.00	0.00	
(i)	Others	0	0	0	0.00	0.00	
	Sub-Total B(1) :	4	108600	200	0.54	0.54	
(2)	NON-INSTITUTIONS						
(a)	Bodies Corporate	80	478999	431598	2.38	2.38	
(b)	Individuals						
	(i) Individuals holding nominal share capital upto Rs.1 lakh	5648	1626150	814744	8.07	8.07	
	(ii) Individuals holding nominal share capital in excess of Rs.1 lakh	35	4512130	1646560	22.40	22.40	
(c)	Others	14	12225	12225	0.06	0.06	
	NON RESIDENT INDIANS	1	1000	1000	0.00	0.00	
	CLEARING MEMBERS	0	0	0	0.00	0.00	
(d)	Qualified Foreign Investor						
	Sub-Total B(2) :	5778	6630504	2906127	32.91	32.91	
	Total B=B(1)+B(2) :	5782	6739104	2906327	33.45	33.45	
	Total (A+B) :	5806	20145695	16286880	100.00	100.00	
(C)	Shares held by custodians, against which Depository Receipts have been issued						
(1)	Promoter and Promoter Group	0	0	0	0.00	0.00	
(2)	Public						


M. Kishan Reddy
Managing Director

CATEGORY CODE	CATEGORY OF SHAREHOLDER	NO OF SHAREHOLDERS (III)	TOTAL NUMBER OF SHARES (IV)	NO OF SHARES HELD IN DEMATERIALIZED FORM (V)	TOTAL SHAREHOLDING AS A % OF TOTAL NO OF SHARES		SHARES PLEDGE OR OTHERWISE ENCUMBERED		
					AS a PERCENTAGE of (A+B) (VI)	As a PERCENTAGE of (A+B+C) (VII)	NUMBER OF SHARES (VIII)	AS a PERCENTAGE (IX)=(VIII)/(IV)*100	
(I)	(II)								
		5806	20145695	16286880	100.00	0.00	0		0.00
	GRAND TOTAL (A+B+C) :								

For SRI KPR INDUSTRIES LTD.


K. Kishan Reddy
Managing Director


(I)(b) Statement showing holding of securities (including shares, warrants, convertible securities) of persons belonging to the category "Promoter and Promoter Group"											
Sr.No	Name of the Shareholder	Details of Shares held		Encumbered shares (*)			Details of Warrants		Details of convertible securities		Total Shares (including underlying shares assuming full conversion of warrants and convertible securities) as a % of diluted share capital
		No. of Shares held	As a % of grand total (A)+(B)+(C)	Pledge Shares	AS a percentage	AS a % of grand total (A) + (B) + (C) of sub-clause (I)(a)	Number of warrants held	As a % total number of warrants of the same class	Number of convertible securities held	number of convertible securities of the same class	
(I)	(II)	(III)	(IV)	(V)	(VI)=(V)/((VII)	(VIII)	(IX)	(X)	(XI)	(XII)
											9.65
1	KISHAN REDDY NALLA	1944444	9.65	0	0.00	0.00	0	0.00	0	0.00	9.39
2	VINEEL REDDY NALLA	1891454	9.39	0	0.00	0.00	0	0.00	0	0.00	8.57
3	VIJAYA NALLA	1726646	8.57	0	0.00	0.00	0	0.00	0	0.00	8.39
4	VINITHA NALLA	1690852	8.39	0	0.00	0.00	0	0.00	0	0.00	7.36
5	GADDAM RAJA REDDY	1483310	7.36	0	0.00	0.00	0	0.00	0	0.00	5.49
6	VINI SOFT (INDIA) PVT LTD	1105600	5.49	0	0.00	0.00	0	0.00	0	0.00	5.25
7	N SRINATH REDDY	1058622	5.25	0	0.00	0.00	0	0.00	0	0.00	3.53
8	VINEELA REDDY N	711300	3.53	0	0.00	0.00	0	0.00	0	0.00	3.39
9	G SUNITHA	682763	3.39	0	0.00	0.00	0	0.00	0	0.00	1.59
10	NOMULA SARITA	319667	1.59	0	0.00	0.00	0	0.00	0	0.00	1.11
11	NOMULA DEEPTI	224341	1.11	0	0.00	0.00	0	0.00	0	0.00	0.62
12	GADDAM HEMANTH REDDY	125100	0.62	0	0.00	0.00	0	0.00	0	0.00	0.53
13	A SRINIVAS REDDY	105856	0.53	0	0.00	0.00	0	0.00	0	0.00	0.45
14	GADDAM MADHUMATHI	90056	0.45	0	0.00	0.00	0	0.00	0	0.00	0.44
15	ANDE PRATHAP REDDY	88710	0.44	0	0.00	0.00	0	0.00	0	0.00	0.36
16	A SHAKUNTHALA DEVI	72266	0.36	0	0.00	0.00	0	0.00	0	0.00	0.27
17	N RAJESHWAR REDDY	53500	0.27	0	0.00	0.00	0	0.00	0	0.00	0.11
18	HEMANTH REDDY GADDAM	22538	0.11	0	0.00	0.00	0	0.00	0	0.00	0.11

FOR SRI KPR INDUSTRIES LTD.

[Signature]
N. Kishan Reddy
Managing Director


19	G. HEMANTH REDDY	5492	0.03	0	0.00	0.00	0	0.00	0	0.00	0.00	0.03
20	MADHUMATHI GADDAM	3200	0.02	0	0.00	0.00	0	0.00	0	0.00	0.00	0.02
21	N RAJESHWAR REDDY	328	0.00	0	0.00	0.00	0	0.00	0	0.00	0.00	0.00
22	N DEEPTI	246	0.00	0	0.00	0.00	0	0.00	0	0.00	0.00	0.00
23	SARITHA NOMULA	200	0.00	0	0.00	0.00	0	0.00	0	0.00	0.00	0.00
24	VINEEL REDDY NALLA	100	0.00	0	0.00	0.00	0	0.00	0	0.00	0.00	0.00
TOTAL :		13406591	66.55	0	0.00	0.00	0	0.00	0	0.00	0.00	66.55

FOR SRI KPR INDUSTRIES LTD.


N. Kishor Reddy
Managing Director

Statement showing holding of securities (including shares, warrants, convertible securities) of persons belonging to the category "Public" and holding more than 1% of the total number of shares								
Sr.No	Name of the shareholder	Number of shares held	Shares as a percentage of total number of shares {i.e., Grant total (A)+(B)+(C) indicated in Statement at para (I)(a) above}	Details of warrants		Details of convertible securities		Total shares (including underlying shares assuming full conversion of warrants and convertible securities) as a % of diluted share capital)
				Number of warrants held	As a % total number of warrants of the same class	Number of convertible securities held	% w.r.t total number of convertible securities of the same class	
								3.34
1	ANIL REDDY	673750	3.34	0	0.00	0	0.00	3.15
2	BHOOPAL REDDY ALETI	633620	3.15	0	0.00	0	0.00	3.00
3	A NAVEEN CHANDRA REDDY	603750	3.00	0	0.00	0	0.00	2.61
4	GADDAM SUSHILA RAJA REDDY FOUNDATION	525000	2.61	0	0.00	0	0.00	2.32
5	PRAVEEN REDDY	467250	2.32	0	0.00	0	0.00	1.95
6	APR HOLDINGS INVESTMENTS PVT LIMITED	392800	1.95					
								16.36
	TOTAL :	3296170	16.36	0	0.00	0	0.00	

For SRI KPR INDUSTRIES LTD.


N. Kishan Reddy
Managing Director


STATEMENT SHOWING DETAILS OF LOCKED-IN SHARES"			
(I)(d)			
Sr.No.	Name of the shareholder	Number of locked-in shares	Locked-in shares as a (%) percentage of total number of shares {i.e, Grand Total (A)+(B)+(C) Indicated in Statement at para (I)(a) above}
		603075	2.99
1	GADDAM RAJA REDDY	603074	2.99
2	KISHAN REDDY NALLA	329373	1.63
3	G SUNITHA	329373	1.63
4	VINITHA NALLA	329373	1.63
5	N SRINATH REDDY	329372	1.63
6	VINI SOFT (INDIA) PVT LTD	329372	1.63
7	VINEELA REDDY N	329372	1.63
8	VIJAYA NALLA	329372	1.63
9	VINEEL REDDY NALLA	63583	0.32
10	NOMULA SARITA	47760	0.24
11	NOMULA DEEPTI		
	TOTAL :	3623099	17.98

FOR AND ON BEHALF OF


 H. K. NALLA
 Chairman


STATEMENT SHOWING DETAILS OF DEPOSITORY RECEIPTS (DRS)				
(II)(a)				
Sr.No.	Type of outstanding DR (ADRs,GDRs,SDRs,etc.)	Number of outstanding DRs	Number of shares underlying outstanding DRs	Shares underlying outstanding DRs as a percentage of total number of shares {i.e., Grand Total (A)+(B)+(C) indicated in Statement at Para(I)(a) above}
		0	0	0
	TOTAL :			

FOR SRI KPR INDUSTRIES LTD.


 N. Kishan Reddy
 Managing Director

Statement showing Holding of Depository Receipts (DRs), where underlying shares held by "Promoter/Promoter group" are in excess of 1% of the total number shares.				
(II)(b)				
Sr.No.	Name of the DR Holder	Type of outstanding DR (ADRs,GDRs,SDRs, etc.)	Number of shares underlying outstanding DRs	Shares underlying outstanding DRs as a percentage of total number of shares {i.e., Grand Total (A)+(B)+(C) indicated in Statement at para(I)(a) above}
			0	0
	TOTAL :			

For SRI KPR INDUSTRIES LTD.


N. Kishan Reddy
Managing Director